

---

<b>Part Number Keys</b>	<b>T3</b>
<b>Cordsets</b>	<b>T4</b>
<b>Splitters</b>	<b>T40</b>
<b>Field Wireables</b>	<b>T42</b>

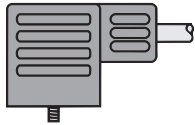

---

## Features

- Environmentally protected electrical junction for use with hydraulic and pneumatic solenoid valves
- Available in A, B, I and C designs
- Options for wiring with LED, MOV or diode
- Provides rapid change out

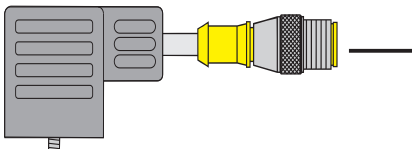


# TURCK Valve Connector Products



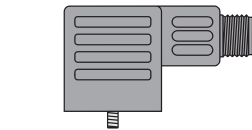
Cable Styles

Cable Styles	
<b>Type "A" (18 mm)</b> Straight Wired, Indicator LED, Indicator LED and MOV, Indicator LED and Diode - DC	<b>T4</b>
<b>Type "A" (18 mm) 3 Conductors + Ground</b> Straight Wired, Indicator LED, Indicator LED and MOV	<b>T10</b>
<b>Type "B" (10 mm)</b> Straight Wired, Indicator LED, Indicator LED and MOV, Indicator LED and Diode - DC	<b>T14</b>
<b>Type "I" (11 mm)</b> Straight Wired, Indicator LED, Indicator LED and MOV, Indicator LED and Diode - DC	<b>T20</b>
<b>Type "C" (8 mm)</b> Straight Wired, Indicator LED, Indicator LED and MOV, Indicator LED and Diode - DC	<b>T26</b>
<b>Type "C" (9.4 mm)</b> Straight Wired, Indicator LED, Indicator LED and MOV, Indicator LED and Diode - DC	<b>T32</b>



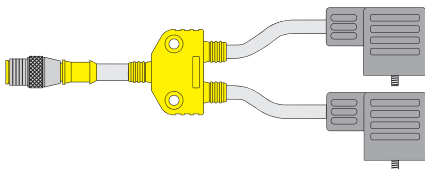
Extension Styles

Extension Styles	
<b>Type "A" (18 mm) with <i>eurofast</i>, <i>picofast</i>, <i>minifast</i> and <i>microfast</i> Connectors</b>	<b>T6</b>
<b>Type "A" (18 mm) 3 Conductors + Ground with <i>eurofast</i> Connector</b>	<b>T12</b>
<b>Type "B" (10 mm) with <i>eurofast</i>, <i>picofast</i>, <i>minifast</i> and <i>microfast</i> Connectors</b>	<b>T16</b>
<b>Type "I" (11 mm) with <i>eurofast</i>, <i>picofast</i>, <i>minifast</i> and <i>microfast</i> Connectors</b>	<b>T22</b>
<b>Type "C" (8 mm) with <i>eurofast</i>, <i>picofast</i>, <i>minifast</i> and <i>microfast</i> Connectors</b>	<b>T28</b>
<b>Type "C" (9.4 mm) with <i>eurofast</i>, <i>minifast</i> and <i>microfast</i> Connectors</b>	<b>T34</b>
Double Ended Valve Connectors - Consult factory for availability	



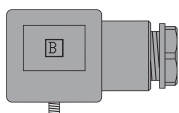
Integral Connector Styles

Integral Connector Styles	
<b>Type "A" (18 mm) with <i>eurofast</i> and <i>picofast</i> Connectors</b>	<b>T38</b>
<b>Type "B" (10 mm) and Type "I" (11 mm) with <i>picofast</i> Connector</b>	<b>T38</b>



2 Branch Styles

2 Branch Molded Junctions with Valve Plugs	
<b>Types "A", "B", "I" and "C"</b>	<b>T40</b>



Field Wireables

Field Wireable Styles	
<b>Types "A", "B", "I" and "C"</b>	<b>T42</b>

## DIN 43650 Valve Cordset Part Number Key

Part Number Keys are to assist in IDENTIFICATION ONLY. Consult factory for catalog items not identified.



### DIN 43650 Valve Cordset

- T = cable exit on ground side
- V = cable exit opposite ground side

### Housing Style

- A = type "A" (27.5 x 27.5 mm)  
18 mm contact spacing
- B = type "B" (21.5 x 28 mm)  
10 mm contact spacing
- I = type "I" (21.5 x 28 mm)  
11 mm contact spacing
- C8 = type "C" (16 x 16 mm)  
8 mm contact spacing
- C9 = type "C" (16 x 16 mm)  
9.4 mm contact spacing

### Housing Color

- G = grey
- S = black
- Y = yellow

### Pinout

- 2= 2 conductors, 1 ground
- 21 = 2 conductors, ground not connected
- 22 = 2 conductors, 1 ground, ground contacts parallel wired
- 3= 3 conductors, 1 ground
- 4= 3 conductors, 1 ground, additional wire for dual LED

### Varieties

/S.. = consult factory, special

### Insertion Point of Extension Cable 2nd Prefix\*

\* Valve connector listed 1st, other connector 2nd  
Example: VAS 22-F653-1M-RS 5.3T

### Connection Type / Length in Meters

- (blank) = field wireable
- FS 5.3 = integrated M12 **euromast**® connector
- V1131 = integrated M8 **picofast**® connector

### Number of Wires / AWG / Color Codes

(blank) = adapter	644 = 4x18	AWG BN, BU, BK, WH
W = field wireable connector	653 = 3x18	AWG BK, BK, GN/YE
544 = 4x18	AWG BN, WH, BK, BU	654 = 3x18
587 = 3x24	AWG BN, BU, BK	AWG BN, BU, BK
580 = 4x18	AWG BN, WH, BK, BU	658 = 3x18
642 = 3x24	AWG BN, BU, BK	AWG RD/BK, RD/WH, GN
		669 = 3x18
		AWG BK, BK, GN/YE

### Wiring

A = straight through . . . . . 0-220	VAC/DC	L = yellow LED . . . . . 24	VAC/DC
B = yellow LED . . . . . 24-48	VAC/DC	M = yellow LED . . . . . 48	VAC/DC
C = yellow LED . . . . . 110-220	VAC/DC	N = yellow LED . . . . . 110	VAC/DC
D = yellow LED/MOV. . . . . 24-48	VAC/DC	P = yellow LED/MOV. . . . . 24	VAC/DC
E = yellow LED/MOV. . . . . 110-220	VAC/DC	R = yellow LED/MOV . . . . . 48	VAC/DC
F = yellow LED/Diode . . . . . 24-48	VDC		
K = two color LED for change over to switch . . . . . 24	VDC		
red = switch open position			
green = switch closed position			

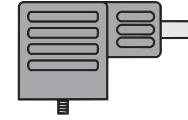
# TURCK Valve Connector Products

## Valve Connectors, Type "A" (18 mm)

Available with PVC, PUR and Rubber Jacket  
**18 and 24 AWG**  
**2 Conductors + Ground, Ground Contacts Parallel Wired**



\*\*All parts except "E".



Type A

### "A" Style Valve Connectors, Standard Color Code

Application	Cable Specs	Pinout	Voltage VAC/DC	Straight Wired	Indicator LED	Indicator LED and MOV**	Indicator LED and Diode - DC only
Standard duty PVC	3/18 AWG, Grey PVC 105°C 6.2 mm OD Black Body	1. BK 1 2. BK 2 Gnd - GN/YE	0-220	VAS 22-A653-*M	- - - -	- - - -	- - - -
			24-48	- - - -	VAS 22-B653-*M	VAS 22-D653-*M	VAS 22-F653-*M
			110-220	- - - -	VAS 22-C653-*M	VAS 22-E653-*M	- - - -
Standard duty PUR	3/18 AWG, Grey PUR 80°C 6.2 mm OD Black Body	1. BK 1 2. BK 2 Gnd - GN/YE	0-220	VAS 22-A669-*M	- - - -	- - - -	- - - -
			24-48	- - - -	VAS 22-B669-*M	VAS 22-D669-*M	VAS 22-F669-*M
			110-220	- - - -	VAS 22-C669-*M	VAS 22-E669-*M	- - - -

### "A" Style Valve Connectors, IEC Color Code

Application	Cable Specs	Pinout	Voltage VAC/DC	Straight Wired	Indicator LED	Indicator LED and MOV**	Indicator LED and Diode - DC only
Small diameter PVC	3/24 AWG, Yellow PVC 105°C 4.4 mm OD Black Body	1. BN 2. BU Gnd - BK	0-220	VAS 22-A642-*M	- - - -	- - - -	- - - -
			24-48	- - - -	VAS 22-B642-*M	VAS 22-D642-*M	VAS 22-F642-*M
			110-220	- - - -	VAS 22-C642-*M	VAS 22-E642-*M	- - - -
Small diameter PUR	3/24 AWG, Black PUR 80°C 4.2 mm OD Black Body	1. BN 2. BU Gnd - BK	0-220	VAS 22-A587-*M	- - - -	- - - -	- - - -
			24-48	- - - -	VAS 22-B587-*M	VAS 22-D587-*M	VAS 22-F587-*M
			110-220	- - - -	VAS 22-C587-*M	VAS 22-E587-*M	- - - -
Rubber	3/18 AWG, Yellow CPE SJOOW, 105°C 8.0 mm OD Black Body	1. BN 2. BU Gnd - BK	0-220	VAS 22-A654-*M	- - - -	- - - -	- - - -
			24-48	- - - -	VAS 22-B654-*M	VAS 22-D654-*M	VAS 22-F654-*M
			110-220	- - - -	VAS 22-C654-*M	VAS 22-E654-*M	- - - -

### "A" Style Valve Connectors, Automotive Color Code

Application	Cable Specs	Pinout	Voltage VAC/DC	Straight Wired	Indicator LED	Indicator LED and MOV**	Indicator LED and Diode - DC only
Rubber	3/18 AWG, Yellow CPE SJOOW, 105°C 8.0 mm OD Yellow Body	1. RD 1 2. RD 2 Gnd - GN	0-220	VAY 22-A658-*M	- - - -	- - - -	- - - -
			24-48	- - - -	VAY 22-B658-*M	VAY 22-D658-*M	- - - -
			110-220	- - - -	VAY 22-C658-*M	VAY 22-E658-*M	- - - -

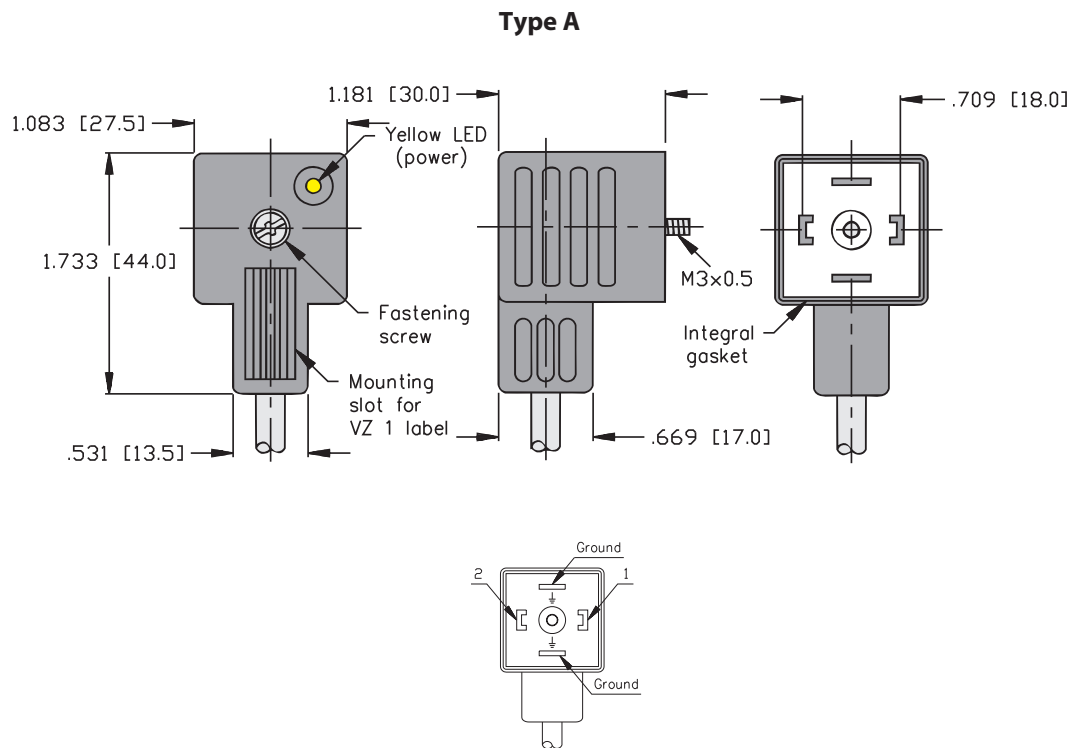
\* Length in meters

## Specifications

- Connector:** Oil resistant polyurethane body material, Nylon contact carrier.
- Contacts:** Silver plated copper alloy.
- Cable:** See table.
- Cable length:** Standard cable lengths are nominal 2, 5 and 10 meters. Other lengths available by request - consult factory.
- Protection Class:** NEMA 1,3,4,6P and IEC IP 67 when connected and secured.

**Options:** Grey connector body available (special order), change part number VAS.. or VAY.. to VAG.. For other combinations or options, consult factory.

## Dimensions



## Wiring Diagrams

Straight Wired (A)	Indicator LED (B,C)	Indicator LED and MOV (D,E)	Indicator LED and Diode - DC (F)

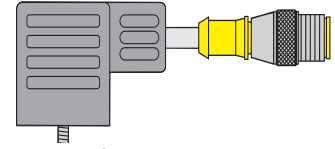
# TURCK Valve Connector Products

## Valve Connectors, Type "A" (18 mm) Extensions

**euofast<sup>®</sup> and picofast<sup>®</sup> Connectors**  
**Wired for Use with Junction Box**  
**2 Conductors + Ground (euofast), Ground Contacts Parallel Wired**



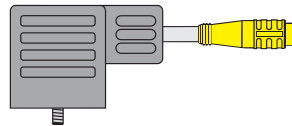
\*\*All parts except "E".



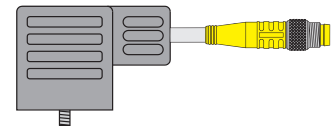
**euofast Extension**

### "A" Style Valve Connectors, euofast Extension

Application	Cable Specs	Voltage VAC/DC	Straight Wired	Indicator LED	Indicator LED and MOV**	Indicator LED and Diode - DC only
Standard duty PVC	3/18 AWG Grey PVC 105°C 6.2 mm OD	0-220 24-48 110-220	VAS 22-A653-*M-RS 5.3T	- - - -	- - - -	- - - -
			- - - -	VAS 22-B653-*M-RS 5.3T	VAS 22-D653-*M-RS 5.3T	VAS 22-F653-*M-RS 5.3T
			- - - -	VAS 22-C653-*M-RS 5.3T	VAS 22-E653-*M-RS 5.3T	- - - -
Standard duty PUR	3/18 AWG Grey PUR 80°C 6.2 mm OD	0-220 24-48 110-220	VAS 22-A669-*M-RS 5.3T	- - - -	- - - -	- - - -
			- - - -	VAS 22-B669-*M-RS 5.3T	VAS 22-D669-*M-RS 5.3T	VAS 22-F669-*M-RS 5.3T
			- - - -	VAS 22-C669-*M-RS 5.3T	VAS 22-E669-*M-RS 5.3T	- - - -
Rubber	3/18 AWG Yellow CPE SJOOW 105°C 8.0 mm OD	0-220 24-48 110-220	VAS 22-A654-*M-RSE 5.3T	- - - -	- - - -	- - - -
			- - - -	VAS 22-B654-*M-RSE 5.3T	VAS 22-D654-*M-RSE 5.3T	VAS 22-F654-*M-RSE 5.3T
			- - - -	VAS 22-C654-*M-RSE 5.3T	VAS 22-E654-*M-RSE 5.3T	- - - -



**picofast Snap Extension**



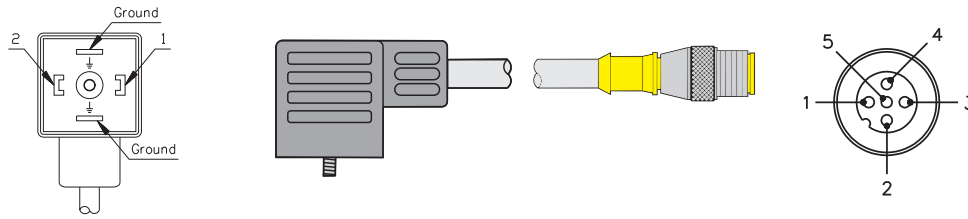
**picofast Threaded Extension**

### "A" Style Valve Connectors, picofast Extension

Application	Cable Specs	Voltage VAC/DC	Straight Wired	Indicator LED	Indicator LED and MOV	Indicator LED and Diode - DC only
Small diameter, PVC Snap lock	3/24 AWG Yellow PVC 105°C 4.4 mm OD	0-125 24-48 110-220	VAS 22-A642-*M-PSG 3	- - - -	- - - -	- - - -
			- - - -	VAS 22-B642-*M-PSG 3	VAS 22-D642-*M-PSG 3	VAS 22-F642-*M-PSG 3
Small diameter, PUR Snap lock	3/24 AWG Black PUR 80°C 4.2 mm OD	0-125 24-48 110-220	VAS 22-A587-*M-PSG 3	- - - -	- - - -	- - - -
			- - - -	VAS 22-B587-*M-PSG 3	VAS 22-D587-*M-PSG 3	VAS 22-F587-*M-PSG 3
Small diameter, PVC Threaded	3/24 AWG Yellow PVC 105°C 4.4 mm OD	0-125 24-48 110-220	VAS 22-A642-*M-PSG 3M	- - - -	- - - -	- - - -
			- - - -	VAS 22-B642-*M-PSG 3M	VAS 22-D642-*M-PSG 3M	VAS 22-F642-*M-PSG 3M
Small diameter, PUR Threaded	3/24 AWG Black PUR 80°C 4.2 mm OD	0-125 24-48 110-220	VAS 22-A587-*M-PSG 3M	- - - -	- - - -	- - - -
			- - - -	VAS 22-B587-*M-PSG 3M	VAS 22-D587-*M-PSG 3M	VAS 22-F587-*M-PSG 3M

\* Length in meters

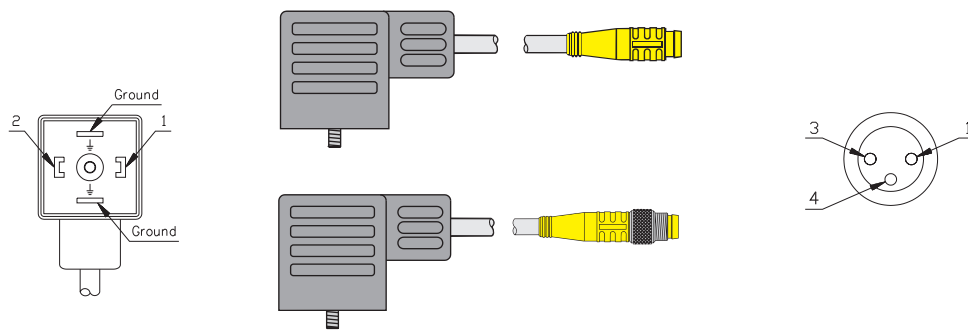
**Type "A" (18 mm) Valve Connector to *eurofast* Extension**



**Wiring Diagrams**

Straight Wired (A)	Indicator LED (B, C)	Indicator LED and MOV (D, E)	Indicator LED and Diode - DC (F)

**Type "A" (18 mm) Valve Connector to *picofast* Extension**



**Wiring Diagrams**

Straight Wired (A)	Indicator LED (B, C)	Indicator LED and MOV (D, E)	Indicator LED and Diode - DC (F)

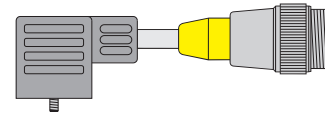
# TURCK Valve Connector Products

## Valve Connectors, Type "A" (18 mm) Extensions

**minifast<sup>®</sup> and microfast<sup>®</sup> Connectors**  
 Available with PVC, PUR and Rubber Jackets  
 18 AWG  
 2 Conductors + Ground,  
 Ground Contacts Parallel Wired



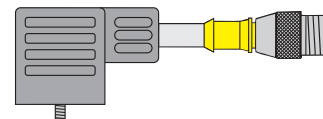
\*\*All parts except "E".



**minifast Extension**

### "A" Style Valve Connectors, minifast Extension

Application	Cable Specs	Voltage VAC/DC	Straight Wired	Indicator LED	Indicator LED and MOV**
Standard duty PVC	3/18 AWG, Grey PVC 105°C 6.2 mm OD Black Body	0-220 24-48 110-220	VAS 22-A653-*M-RSM 30	- - - -	- - - -
			- - - -	VAS 22-B653-*M-RSM 30	VAS 22-D653-*M-RSM 30
			- - - -	VAS 22-C653-*M-RSM 30	VAS 22-E653-*M-RSM 30
Standard duty PUR	3/18 AWG, Grey PUR 80°C 6.2 mm OD Black Body	0-220 24-48 110-220	VAS 22-A669-*M-RSM 30	- - - -	- - - -
			- - - -	VAS 22-B669-*M-RSM 30	VAS 22-D669-*M-RSM 30
			- - - -	VAS 22-C669-*M-RSM 30	VAS 22-E669-*M-RSM 30
Rubber	3/18 AWG, Yellow CPE SJOOW 105°C 8.0 mm OD Yellow Body	0-220 24-48 110-220	VAY 22-A658-*M-RSM 30	- - - -	- - - -
			- - - -	VAY 22-B658-*M-RSM 30	VAY 22-D658-*M-RSM 30
			- - - -	VAY 22-C658-*M-RSM 30	VAY 22-E658-*M-RSM 30



**microfast Extension**

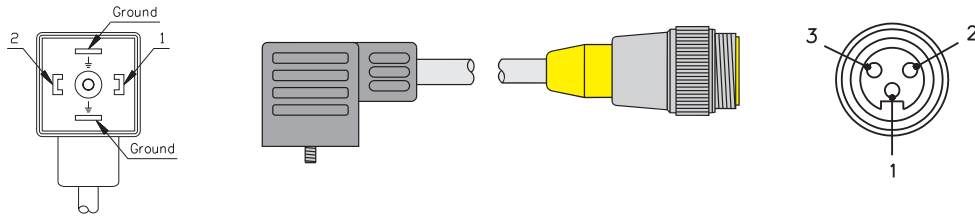
### "A" Style Valve Connectors, microfast Extension

Application	Cable Specs	Voltage VAC/DC	Straight Wired	Indicator LED	Indicator LED and MOV**
Standard duty PVC	3/18 AWG, Grey PVC 105°C 6.2 mm OD Black Body	0-220 24-48 110-220	VAS 22-A653-*M-SB 3T	- - - -	- - - -
			- - - -	VAS 22-B653-*M-SB 3T	VAS 22-D653-*M-SB 3T
			- - - -	VAS 22-C653-*M-SB 3T	VAS 22-E653-*M-SB 3T
Standard duty PUR	3/18 AWG, Grey PUR 80°C 6.2 mm OD Black Body	0-220 24-48 110-220	VAS 22-A669-*M-SB 3T	- - - -	- - - -
			- - - -	VAS 22-B669-*M-SB 3T	VAS 22-D669-*M-SB 3T
			- - - -	VAS 22-C669-*M-SB 3T	VAS 22-E669-*M-SB 3T
Rubber	3/18 AWG, Yellow CPE SJOOW, 105°C 8.0 mm OD Yellow Body	0-220 24-48 110-220	VAY 22-A658-*M-SBE 3T	- - - -	- - - -
			- - - -	VAY 22-B658-*M-SBE 3T	VAY 22-D658-*M-SBE 3T
			- - - -	VAY 22-C658-*M-SBE 3T	VAY 22-E658-*M-SBE 3T

\* Length in meters



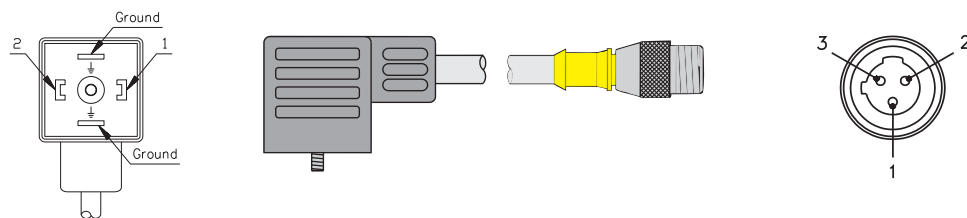
**Type "A" (18 mm) Valve Connector to *minifast* Extension**



**Wiring Diagrams**

Straight Wired (A)	Indicator LED (B, C)	Indicator LED and MOV (D, E)

**Type "A" (18 mm) Valve Connector to *microfast* Extension**



**Wiring Diagrams**

Straight Wired (A)	Indicator LED (B, C)	Indicator LED and MOV (D, E)

# TURCK Valve Connector Products

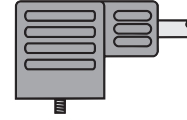
## Valve Connectors Type "A" (18 mm), 3 Conductors+Ground

Available with PVC, PUR and Rubber Jackets  
 18 AWG  
 3 Conductors + Ground



NRTL/C

\*\*All parts except "E".



Type A

### "A" Style Valve Connectors, IEC Color Code

Application	Cable Specs	Pinout	Voltage VAC/DC	Straight Wired	Indicator LED	Indicator LED and MOV**
Standard duty PVC	4/18 AWG, Grey PVC 105°C 7.3 mm OD	1. BN 2. BU 3. WH Gnd - BK	0-220 24-48 110-220	VAS 3-A580-*M - - - - - - - -	- - - - VAS 3-B580-*M VAS 3-C580-*M	- - - - VAS 3-D580-*M VAS 3-E580-*M
Standard duty PUR	4/18 AWG, Yellow PUR 80°C 7.3 mm OD	1. BN 2. BU 3. WH Gnd - BK	0-220 24-48 110-220	VAS 3-A544-*M - - - - - - - -	- - - - VAS 3-B544-*M VAS 3-C544-*M	- - - - VAS 3-D544-*M VAS 3-E544-*M
Rubber	4/18 AWG, Yellow CPE SJOOW, 105°C 8.5 mm OD	1. BN 2. BU 3. WH Gnd - BK	0-220 24-48 110-220	VAS 3-A644-*M - - - - - - - -	- - - - VAS 3-B644-*M VAS 3-C644-*M	- - - - VAS 3-D644-*M VAS 3-E644-*M

\* Length in meters

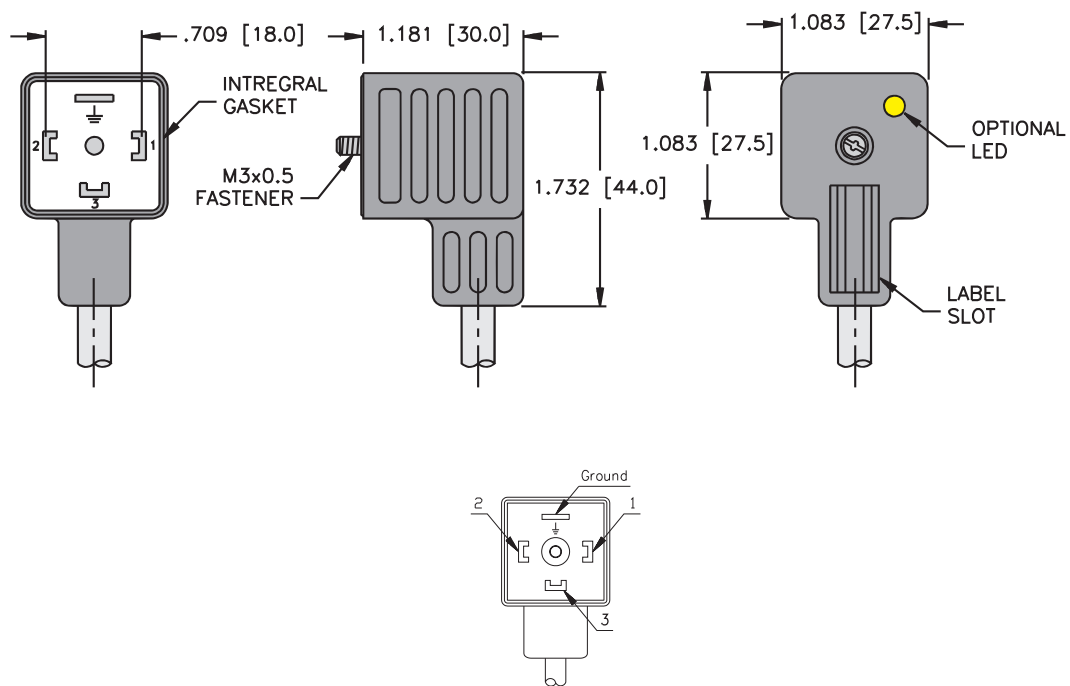
## Specifications

- Connector:** Oil resistant polyurethane body material, Nylon contact carrier.
- Contacts:** Silver plated copper alloy.
- Cable:** See table.
- Cable length:** Standard cable lengths are nominal 2, 5 and 10 meters. Other lengths available by request - consult factory.
- Protection Class:** NEMA 1,3,4,6P and IEC IP 67 when connected and secured.

**Options:** Grey connector body available (special order), change part number VAS.. or VAY.. to VAG.. For other combinations or options, consult factory.

## Dimensions

### Type A



## Wiring Diagrams

Straight Wired (A)	Indicator LED (B, C)	Indicator LED and MOV (D, E)
<p>1 ) _____</p> <p>2 ) _____</p> <p>3 ) _____</p> <p>GND ) _____</p>		

# TURCK Valve Connector Products

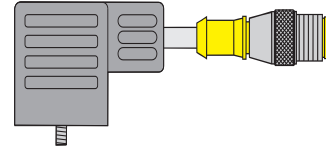
## Valve Connectors, Type "A" (18 mm) Extensions

**euromast<sup>®</sup> Connectors**  
**Available with PVC, PUR and Rubber Jackets**  
**18 AWG**  
**3 Conductors + Ground**



NRTL/C

\*\*All parts except "E".



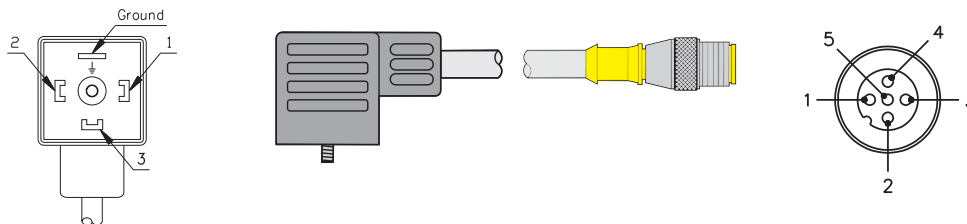
**euromast Extension**

### "A" Style Valve Connectors, euromast Extension

Application	Cable Specs	Voltage VAC/DC	Straight Wired	Indicator LED	Indicator LED and MOV**
Standard duty PVC	4/18 AWG, Grey PVC 105°C 7.3 mm OD Black Body	0-220 24-48 110-220	VAS 3-A580-*M-RSC 5.42T - - - - - - - -	- - - - VAS 3-B580-*M-RSC 5.42T VAS 3-C580-*M-RSC 5.42T	- - - - VAS 3-D580-*M-RSC 5.42T VAS 3-E580-*M-RSC 5.42T
Standard duty PUR	4/18 AWG, Yellow PUR 80°C 7.3 mm OD Black Body	0-220 24-48 110-220	VAS 3-A544-*M-RSC 5.42T - - - - - - - -	- - - - VAS 3-B544-*M-RSC 5.42T VAS 3-C544-*M-RSC 5.42T	- - - - VAS 3-D544-*M-RSC 5.42T VAS 3-E544-*M-RSC 5.42T
Rubber	4/18 AWG, Yellow CPE SJOOW, 105°C 8.5 mm OD Black Body	0-220 24-48 110-220	VAS 3-A644-*M-RSE 5.42T - - - - - - - -	- - - - VAS 3-B644-*M-RSE 5.42T VAS 3-C644-*M-RSE 5.42T	- - - - VAS 3-D644-*M-RSE 5.42T VAS 3-E644-*M-RSE 5.42T

\* Length in meters

**Type "A" (18 mm) Valve Connector to *eurofast* Extension**



**Wiring Diagrams**

Straight Wired (A)	Indicator LED (B, C)	Indicator LED and MOV (D, E)
<p>1 ————— 2                  2 ————— 3                  3 ————— 4                  GND ————— 5</p>		

# TURCK Valve Connector Products

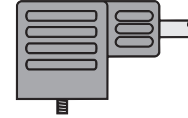
## Valve Connectors, Type "B" (10 mm)

Available with PVC, PUR and Rubber Jacket  
 18 and 24 AWG  
 2 Conductors + Ground



NRTL/C

\*\*All parts except "E".



Type B

### "B" Style Valve Connectors, Standard Color Code

Application	Cable Specs	Pinout	Voltage VAC/DC	Straight Wired	Indicator LED	Indicator LED and MOV**	Indicator LED and Diode - DC only
Standard duty PVC	3/18 AWG, Grey PVC 105°C 6.2 mm OD Black Body	1. BK 1 2. BK 2 Gnd - GN/YE	0-220	VBS 2-A653-*M	- - - -	- - - -	- - - -
			24-48	- - - -	VBS 2-B653-*M	VBS 2-D653-*M	VBS 2-F653-*M
			110-220	- - - -	VBS 2-C653-*M	VBS 2-E653-*M	- - - -
Standard duty PUR	3/18 AWG, Grey PUR 80°C 6.2 mm OD Black Body	1. BK 1 2. BK 2 Gnd - GN/YE	0-220	VBS 2-A669-*M	- - - -	- - - -	- - - -
			24-48	- - - -	VBS 2-B669-*M	VBS 2-D669-*M	VBS 2-F669-*M
			110-220	- - - -	VBS 2-C669-*M	VBS 2-E669-*M	- - - -

### "B" Style Valve Connectors, IEC Color Code

Application	Cable Specs	Pinout	Voltage VAC/DC	Straight Wired	Indicator LED	Indicator LED and MOV**	Indicator LED and Diode - DC only
Small diameter PVC	3/24 AWG, Yellow PVC 105°C 4.4 mm OD Black Body	1. BN 2. BU Gnd - BK	0-220	VBS 2-A642-*M	- - - -	- - - -	- - - -
			24-48	- - - -	VBS 2-B642-*M	VBS 2-D642-*M	VBS 2-F642-*M
			110-220	- - - -	VBS 2-C642-*M	VBS 2-E642-*M	- - - -
Small diameter PUR	3/24 AWG, Black PUR 80°C 4.2 mm OD Black Body	1. BN 2. BU Gnd - BK	0-220	VBS 2-A587-*M	- - - -	- - - -	- - - -
			24-48	- - - -	VBS 2-B587-*M	VBS 2-D587-*M	VBS 2-F587-*M
			110-220	- - - -	VBS 2-C587-*M	VBS 2-E587-*M	- - - -
Rubber	3/18 AWG, Yellow CPE SJOOW, 105°C 8.0 mm OD Black Body	1. BN 2. BU Gnd - BK	0-220	VBS 2-A654-*M	- - - -	- - - -	- - - -
			24-48	- - - -	VBS 2-B654-*M	VBS 2-D654-*M	VBS 2-F654-*M
			110-220	- - - -	VBS 2-C654-*M	VBS 2-E654-*M	- - - -

### "B" Style Valve Connectors, Automotive Color Code

Application	Cable Specs	Pinout	Voltage VAC/DC	Straight Wired	Indicator LED	Indicator LED and MOV**	Indicator LED and Diode - DC only
Rubber	3/18 AWG, Yellow CPE SJOOW, 105°C 8.0 mm OD Yellow Body	1. RD/BK 2. RD/WH 3. GN	0-220	VBY 2-A658-*M	- - - -	- - - -	- - - -
			24-48	- - - -	VBY 2-B658-*M	VBY 2-D658-*M	- - - -
			110-220	- - - -	VBY 2-C658-*M	VBY 2-E658-*M	- - - -

\* Length in meters

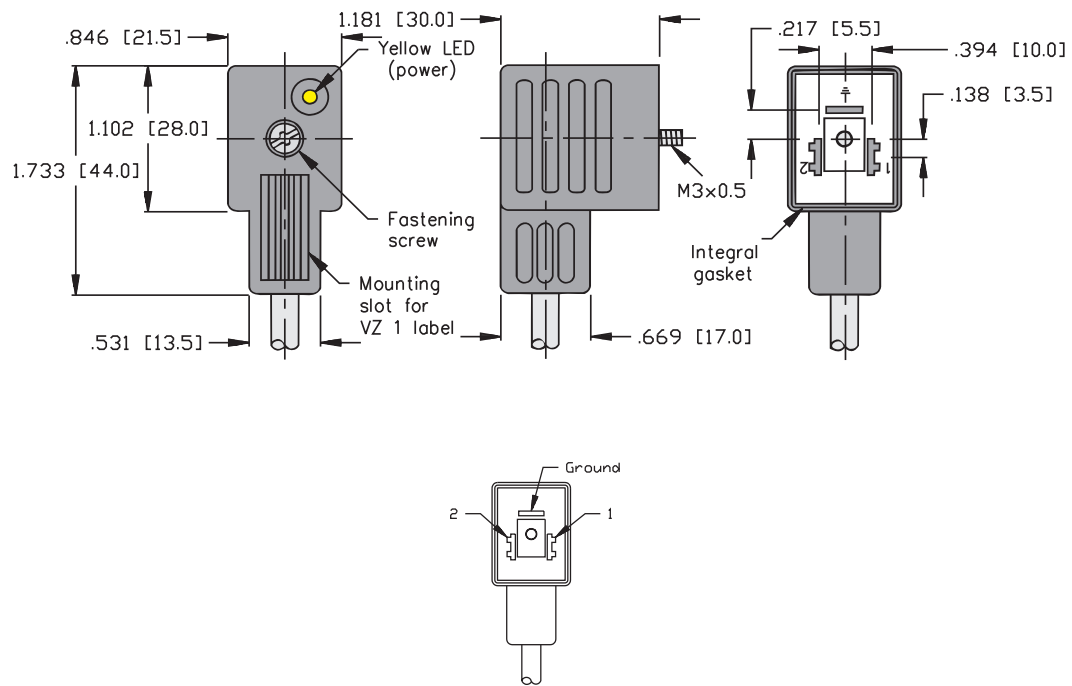
## Specifications

- Connector:** Oil resistant polyurethane body material, Nylon contact carrier.
- Contacts:** Silver plated copper alloy.
- Cable:** See table.
- Cable length:** Standard cable lengths are nominal 2, 5 and 10 meters. Other lengths available by request - consult factory.
- Protection Class:** NEMA 1,3,4,6P and IEC IP 67 when connected and secured.

**Options:** Grey connector body available (special order), change part number VBS .. or VBY .. to VBG ..  
 To have cable exit on the same side as the ground pin, change part number from VBS .. To TBS ..  
 For other combinations or options, consult factory.

## Dimensions

Type B



## Wiring Diagrams

Straight Wired (A)	Indicator LED (B, C)	Indicator LED and MOV (D, E)	Indicator LED and Diode - DC (F)
<p>1 ) _____</p> <p>2 ) _____</p> <p>GND ) _____</p>			

# TURCK Valve Connector Products

## Valve Connectors, Type "B" (10 mm) Extensions

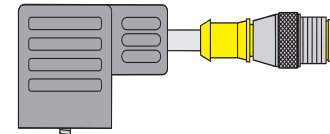
**eurofast® and picofast® Connectors**

**Wired for Use with Junction Box**  
**2 Conductors + Ground**  
**(eurofast)**



NRTL/C

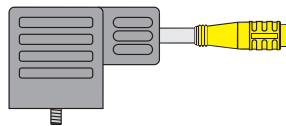
\*\*All parts except "E".



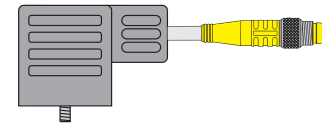
**eurofast Extension**

### "B" Style Valve Connectors, eurofast Extension

Application	Cable Specs	Voltage VAC/DC	Straight Wired	Indicator LED	Indicator LED and MOV**	Indicator LED and Diode - DC only
Standard duty PVC	3/18 AWG Grey PVC 105°C 6.2 mm OD	0-220 24-48 110-220	VBS 2-A653-*M-RS 5.3T - - - - - - - -	- - - - VBS 2-B653-*M-RS 5.3T VBS 2-C653-*M-RS 5.3T	- - - - VBS 2-D653-*M-RS 5.3T VBS 2-E653-*M-RS 5.3T	- - - - VBS 2-F653-*M-RS 5.3T - - - -
Standard duty PUR	3/18 AWG Grey PUR 80°C 6.2 mm OD	0-220 24-48 110-220	VBS 2-A669-*M-RS 5.3T - - - - - - - -	- - - - VBS 2-B669-*M-RS 5.3T VBS 2-C669-*M-RS 5.3T	- - - - VBS 2-D669-*M-RS 5.3T VBS 2-E669-*M-RS 5.3T	- - - - VBS 2-F669-*M-RS 5.3T - - - -
Rubber	3/18 AWG Yellow CPE SJOOW, 105°C 8.0 mm OD	0-220 24-48 110-220	VBS 2-A654-*M-RSE 5.3T - - - - - - - -	- - - - VBS 2-B654-*M-RSE 5.3T VBS 2-C654-*M-RSE 5.3T	- - - - VBS 2-D654-*M-RSE 5.3T VBS 2-E654-*M-RSE 5.3T	- - - - VBS 2-F654-*M-RSE 5.3T - - - -



**picofast Snap Extension**



**picofast Threaded Extension**

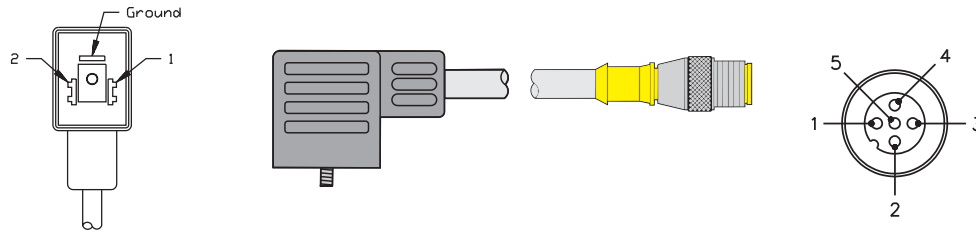
### "B" Style Valve Connectors, picofast Extension

Application	Cable Specs	Voltage VAC/DC	Straight Wired	Indicator LED	Indicator LED and MOV	Indicator LED and Diode - DC only
Small diameter, PVC Snap lock	3/24 AWG Yellow PVC 105°C 4.4 mm OD	0-125 24-48 110-220	VBS 2-A642-*M-PSG 3 - - - - - - - -	- - - - VBS 2-B642-*M-PSG 3 - - - -	- - - - VBS 2-D642-*M-PSG 3 - - - -	- - - - VBS 2-F642-*M-PSG 3 - - - -
Small diameter, PUR Snap lock	3/24 AWG Black PUR 80°C 4.2 mm OD	0-125 24-48 110-220	VBS 2-A587-*M-PSG 3 - - - - - - - -	- - - - VBS 2-B587-*M-PSG 3 - - - -	- - - - VBS 2-D587-*M-PSG 3 - - - -	- - - - VBS 2-F587-*M-PSG 3 - - - -
Small diameter, PVC Threaded	3/24 AWG Yellow PVC 105°C 4.4 mm OD	0-125 24-48 110-220	VBS 2-A642-*M-PSG 3M - - - - - - - -	- - - - VBS 2-B642-*M-PSG 3M - - - -	- - - - VBS 2-D642-*M-PSG 3M - - - -	- - - - VBS 2-F642-*M-PSG 3M - - - -
Small diameter, PUR Threaded	3/24 AWG Black PUR 80°C 4.2 mm OD	0-125 24-48 110-220	VBS 2-A587-*M-PSG 3M - - - - - - - -	- - - - VBS 2-B587-*M-PSG 3M - - - -	- - - - VBS 2-D587-*M-PSG 3M - - - -	- - - - VBS 2-F587-*M-PSG 3M - - - -

\* Length in meters



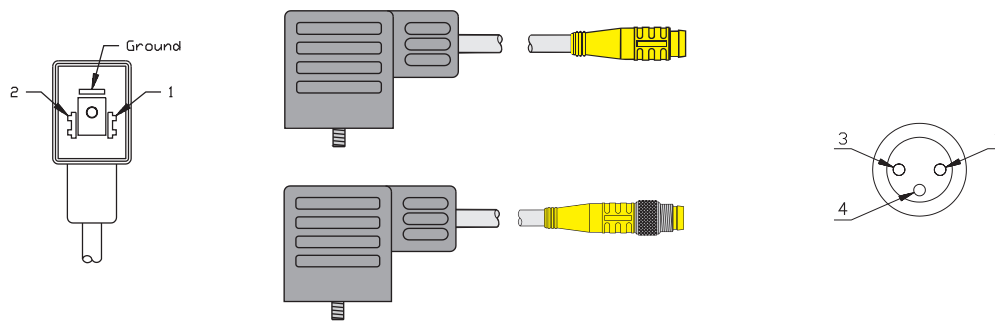
**Type "B" (10 mm) Valve Connector to eurofast Extension**



**Wiring Diagrams**

Straight Wired (A)	Indicator LED (B, C)	Indicator LED and MOV (D, E)	Indicator LED and Diode - DC (F)

**Type "B" (10 mm) Valve Connector to picofast Extension**



**Wiring Diagrams**

Straight Wired (A)	Indicator LED (B, C)	Indicator LED and MOV (D, E)	Indicator LED and Diode - DC (F)

# TURCK Valve Connector Products

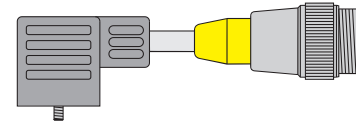
## Valve Connectors, Type "B" (10 mm) Extensions

**minifast<sup>®</sup> and microfast<sup>®</sup>  
Connectors**  
18 AWG  
2 Conductors + Ground



NRTL/C

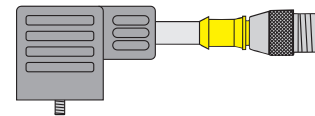
\*\*All parts except "E".



**minifast Extension**

### "B" Style Valve Connectors, minifast Extension

Application	Cable Specs	Voltage VAC/DC	Straight Wired	Indicator LED	Indicator LED and MOV**
Standard duty PVC	3/18 AWG, Grey PVC 105°C 6.2 mm OD Black Body	0-220 24-48 110-220	VBS 2-A653-*M-RSM 30	- - - -	- - - -
			- - - -	VBS 2-B653-*M-RSM 30	VBS 2-D653-*M-RSM 30
			- - - -	VBS 2-C653-*M-RSM 30	VBS 2-E653-*M-RSM 30
Standard duty PUR	3/18 AWG, Grey PUR 80°C 6.2 mm OD Black Body	0-220 24-48 110-220	VBS 2-A669-*M-RSM 30	- - - -	- - - -
			- - - -	VBS 2-B669-*M-RSM 30	VBS 2-D669-*M-RSM 30
			- - - -	VBS 2-C669-*M-RSM 30	VBS 2-E669-*M-RSM 30
Rubber	3/18 AWG, Yellow CPE SJOOW, 105°C 8.0 mm OD Yellow Body	0-220 24-48 110-220	VBY 2-A658-*M-RSM 30	- - - -	- - - -
			- - - -	VBY 2-B658-*M-RSM 30	VBY 2-D658-*M-RSM 30
			- - - -	VBY 2-C658-*M-RSM 30	VBY 2-E658-*M-RSM 30



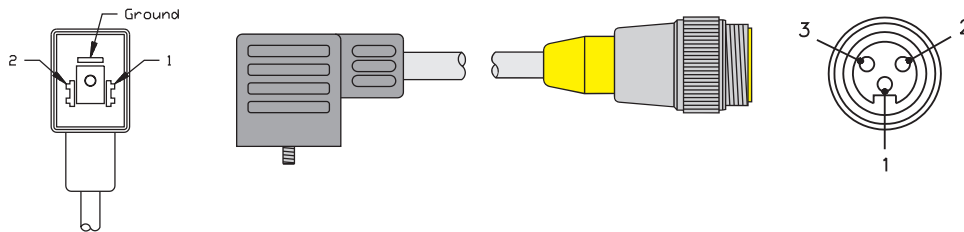
**microfast Extension**

### "B" Style Valve Connectors, microfast Extension

Application	Cable Specs	Voltage VAC/DC	Straight Wired	Indicator LED	Indicator LED and MOV**
Standard duty PVC	3/18 AWG, Grey PVC 105°C 6.2 mm OD Black Body	0-220 24-48 110-220	VBS 2-A653-*M-SB 3T	- - - -	- - - -
			- - - -	VBS 2-B653-*M-SB 3T	VBS 2-D653-*M-SB 3T
			- - - -	VBS 2-C653-*M-SB 3T	VBS 2-E653-*M-SB 3T
Standard duty PUR	3/18 AWG, Grey PUR 80°C 6.2 mm OD Black Body	0-220 24-48 110-220	VBS 2-A669-*M-SB 3T	- - - -	- - - -
			- - - -	VBS 2-B669-*M-SB 3T	VBS 2-D669-*M-SB 3T
			- - - -	VBS 2-C669-*M-SB 3T	VBS 2-E669-*M-SB 3T
Rubber	3/18 AWG, Yellow CPE SJOOW, 105°C 8.0 mm OD Yellow Body	0-220 24-48 110-220	VBY 2-A658-*M-SBE 3T	- - - -	- - - -
			- - - -	VBY 2-B658-*M-SBE 3T	VBY 2-D658-*M-SBE 3T
			- - - -	VBY 2-C658-*M-SBE 3T	VBY 2-E658-*M-SBE 3T

\* Length in meters

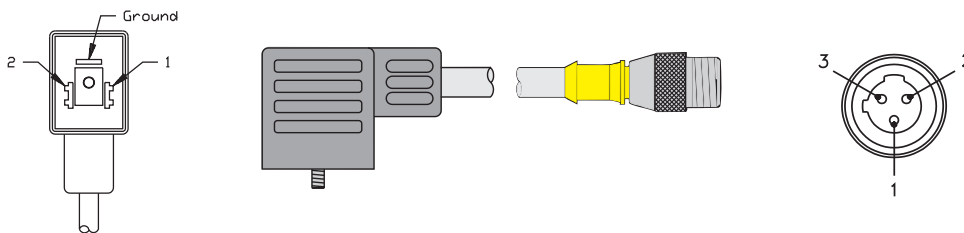
**Type "B" (10 mm) Valve Connector to *minifast* Extension**



**Wiring Diagrams**

Straight Wired (A)	Indicator LED (B, C)	Indicator LED and MOV (D, E)

**Type "B" (10 mm) Valve Connector to *microfast* Extension**



**Wiring Diagrams**

Straight Wired (A)	Indicator LED (B, C)	Indicator LED and MOV (D, E)

# TURCK Valve Connector Products

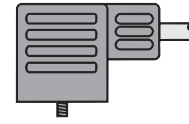
## Valve Connectors, Type "I" (11 mm)

Available with PVC, PUR and Rubber Jacket  
 18 and 24 AWG  
 2 Conductors + Ground



NRTL/C

\*\*All parts except "E".



Type I

### "I" Style Valve Connectors, Standard Color Code

Application	Cable Specs	Pinout	Voltage VAC/DC	Straight Wired	Indicator LED	Indicator LED and MOV**	Indicator LED and Diode - DC only
Standard duty PVC	3/18 AWG, Grey PVC 105°C 6.2 mm OD Black Body	1. BK 1 2. BK 2 Gnd - GN/YE	0-220 24-48 110-220	VIS 2-A653-*M	- - - -	- - - -	- - - -
				- - - -	VIS 2-B653-*M	VIS 2-D653-*M	VIS 2-F653-*M
				- - - -	VIS 2-C653-*M	VIS 2-E653-*M	- - - -
Standard duty PUR	3/18 AWG, Grey PUR 80°C 6.2 mm OD Black Body	1. BK 1 2. BK 2 Gnd - GN/YE	0-220 24-48 110-220	VIS 2-A669-*M	- - - -	- - - -	- - - -
				- - - -	VIS 2-B669-*M	VIS 2-D669-*M	VIS 2-F669-*M
				- - - -	VIS 2-C669-*M	VIS 2-E669-*M	- - - -

### "I" Style Valve Connectors, IEC Color Code

Application	Cable Specs	Pinout	Voltage VAC/DC	Straight Wired	Indicator LED	Indicator LED and MOV**	Indicator LED and Diode - DC only
Small diameter PVC	3/24 AWG, Yellow PVC 105°C 4.4 mm OD Black Body	1. BN 2. BU Gnd - BK	0-220 24-48 110-220	VIS 2-A642-*M	- - - -	- - - -	- - - -
				- - - -	VIS 2-B642-*M	VIS 2-D642-*M	VIS 2-F642-*M
				- - - -	VIS 2-C642-*M	VIS 2-E642-*M	- - - -
Small diameter PUR	3/24 AWG, Black PUR 80°C 4.2 mm OD Black Body	1. BN 2. BU Gnd - BK	0-220 24-48 110-220	VIS 2-A587-*M	- - - -	- - - -	- - - -
				- - - -	VIS 2-B587-*M	VIS 2-D587-*M	VIS 2-F587-*M
				- - - -	VIS 2-C587-*M	VIS 2-E587-*M	- - - -
Rubber	3/18 AWG, Yellow CPE SJOOW, 105°C 8.0 mm OD Black Body	1. BN 2. BU Gnd - BK	0-220 24-48 110-220	VIS 2-A654-*M	- - - -	- - - -	- - - -
				- - - -	VIS 2-B654-*M	VIS 2-D654-*M	VIS 2-F654-*M
				- - - -	VIS 2-C654-*M	VIS 2-E654-*M	- - - -

### "I" Style Valve Connectors, Automotive Color Code

Application	Cable Specs	Pinout	Voltage VAC/DC	Straight Wired	Indicator LED	Indicator LED and MOV**	Indicator LED and Diode - DC only
Rubber	3/18 AWG, Yellow CPE SJOOW, 105°C 8.0 mm OD Yellow Body	1. RD 1 2. RD 2 Gnd - GN	0-220 24-48 110-220	VIY 2-A658-*M	- - - -	- - - -	- - - -
				- - - -	VIY 2-B658-*M	VIY 2-D658-*M	- - - -
				- - - -	VIY 2-C658-*M	VIY 2-E658-*M	- - - -

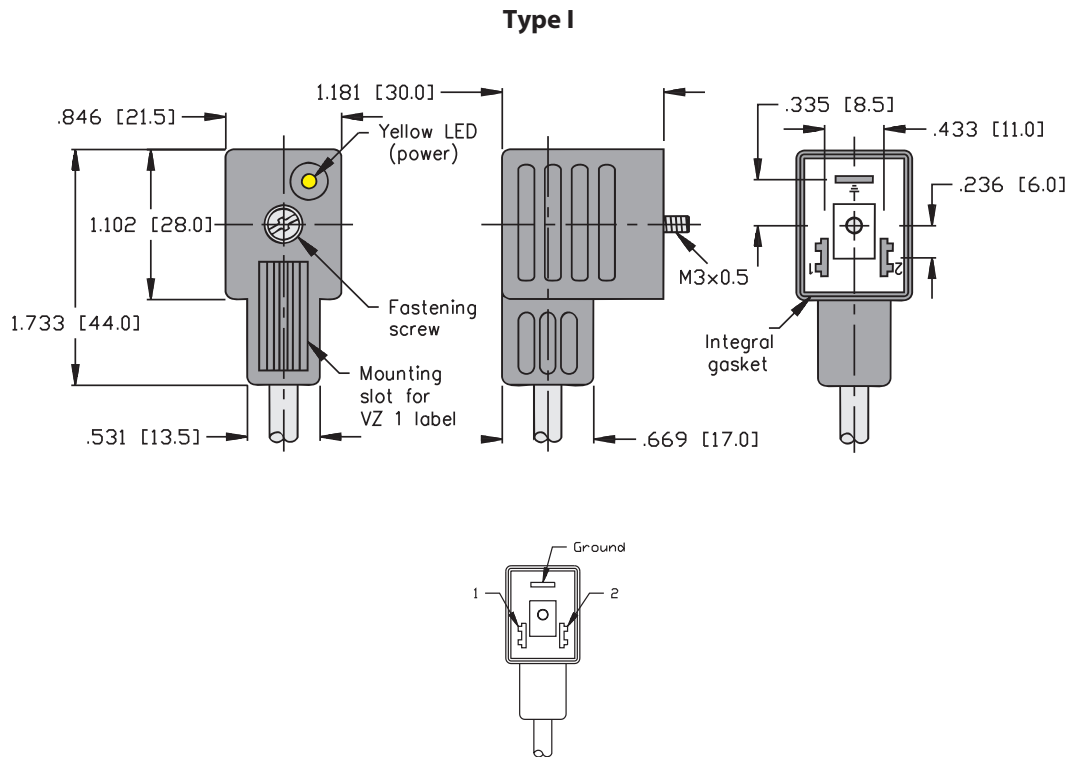
\* Length in meters

## Specifications

- Connector:** Oil resistant polyurethane body material, Nylon contact carrier.
- Contacts:** Silver plated copper alloy.
- Cable:** See table.
- Cable length:** Standard cable lengths are nominal 2, 5 and 10 meters. Other lengths available by request - consult factory.
- Protection Class:** NEMA 1,3,4,6P and IEC IP 67 when connected and secured.

**Options:** Grey connector body available (special order), change part number VIS .. or VIY .. to VIG ..  
 To have cable exit on the same side as the ground pin, change part number from VIS .. to TIS ..  
 For other combinations or options, consult factory.

## Dimensions



## Wiring Diagrams

Straight Wired (A)	Indicator LED (B, C)	Indicator LED and MOV (D, E)	Indicator LED and Diode - DC (F)
<p>1 ) _____</p> <p>2 ) _____</p> <p>GND ) _____</p>			<p>DC ONLY</p>

# TURCK Valve Connector Products

## Valve Connectors, Type "I" (11 mm) Extensions

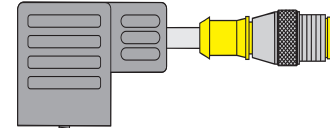
**eurofast® and picofast®  
Connectors**

**Wired for Use with Junction Box  
2 Conductors + Ground**



NRTL/C

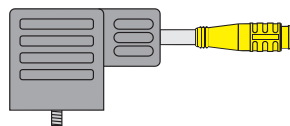
\*\*All parts except "E".



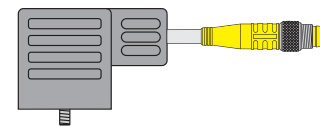
**eurofast Extension**

### "I" Style Valve Connectors, eurofast Extension

Application	Cable Specs	Voltage VAC/DC	Straight Wired	Indicator LED	Indicator LED and MOV**	Indicator LED and Diode - DC only
Standard duty PVC	3/18 AWG Grey PVC 105°C 6.2 mm OD	0-220 24-48 110-220	VIS 2-A653-*M-RS 5.3T	- - - -	- - - -	- - - -
			- - - -	VIS 2-B653-*M-RS 5.3T	VIS 2-D653-*M-RS 5.3T	VIS 2-F653-*M-RS 5.3T
			- - - -	VIS 2-C653-*M-RS 5.3T	VIS 2-E653-*M-RS 5.3T	- - - -
Standard duty PUR	3/18 AWG Grey PUR 80°C 6.2 mm OD	0-220 24-48 110-220	VIS 2-A669-*M-RS 5.3T	- - - -	- - - -	- - - -
			- - - -	VIS 2-B669-*M-RS 5.3T	VIS 2-D669-*M-RS 5.3T	VIS 2-F669-*M-RS 5.3T
			- - - -	VIS 2-C669-*M-RS 5.3T	VIS 2-E669-*M-RS 5.3T	- - - -
Rubber	3/18 AWG Yellow CPE SJOOW, 105°C 8.0 mm OD	0-220 24-48 110-220	VIS 2-A654-*M-RSE 5.3T	- - - -	- - - -	- - - -
			- - - -	VIS 2-B654-*M-RSE 5.3T	VIS 2-D654-*M-RSE 5.3T	VIS 2-F654-*M-RSE 5.3T
			- - - -	VIS 2-C654-*M-RSE 5.3T	VIS 2-E654-*M-RSE 5.3T	- - - -



**picofast Snap Extension**



**picofast Threaded Extension**

### "I" Style Valve Connectors, picofast Extension

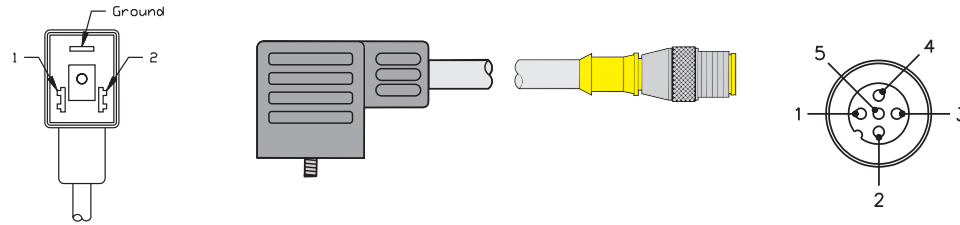
Application	Cable Specs	Voltage VAC/DC	Straight Wired	Indicator LED	Indicator LED and MOV	Indicator LED and Diode - DC only
Small diameter, PVC Snap lock	3/24 AWG Yellow PVC 105°C 4.4 mm OD	0-125 24-48 110-220	VIS 2-A642-*M-PSG 3	- - - -	- - - -	- - - -
			- - - -	VIS 2-B642-*M-PSG 3	VIS 2-D642-*M-PSG 3	VIS 2-F642-*M-PSG 3
			- - - -	- - - -	- - - -	- - - -
Small diameter, PUR Snap lock	3/24 AWG Black PUR 80°C 4.2 mm OD	0-125 24-48 110-220	VIS 2-A587-*M-PSG 3	- - - -	- - - -	- - - -
			- - - -	VIS 2-B587-*M-PSG 3	VIS 2-D587-*M-PSG 3	VIS 2-F587-*M-PSG 3
			- - - -	- - - -	- - - -	- - - -
Small diameter, PVC Threaded	3/24 AWG Yellow PVC 105°C 4.4 mm OD	0-125 24-48 110-220	VIS 2-A642-*M-PSG 3M	- - - -	- - - -	- - - -
			- - - -	VIS 2-B642-*M-PSG 3M	VIS 2-D642-*M-PSG 3M	VIS 2-F642-*M-PSG 3M
			- - - -	- - - -	- - - -	- - - -
Small diameter, PUR Threaded	3/24 AWG Black PUR 80°C 4.2 mm OD	0-125 24-48 110-220	VIS 2-A587-*M-PSG 3M	- - - -	- - - -	- - - -
			- - - -	VIS 2-B587-*M-PSG 3M	VIS 2-D587-*M-PSG 3M	VIS 2-F587-*M-PSG 3M
			- - - -	- - - -	- - - -	- - - -

\* Length in meters

T22 B2007

Buy: [www.ValinOnline.com](http://www.ValinOnline.com) | Phone 844-385-3099 | Email: [CustomerService@valin.com](mailto:CustomerService@valin.com)

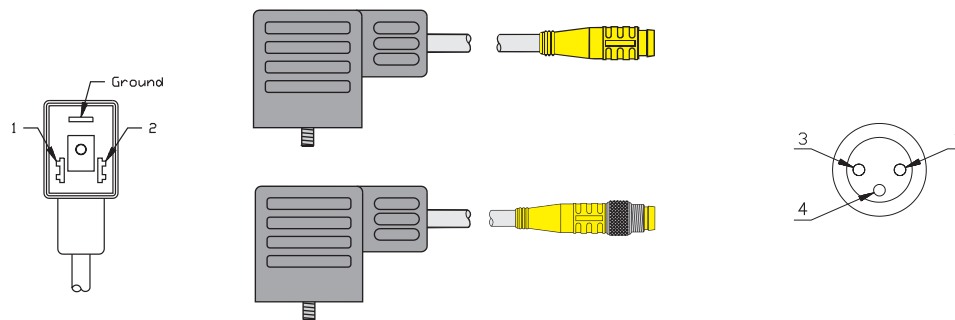
**Type "I" (11 mm) Valve Connector to *eurofast* Extension**



**Wiring Diagrams**

Straight Wired (A)	Indicator LED (B, C)	Indicator LED and MOV (D, E)	Indicator LED and Diode - DC (F)
<p>1 → 4</p> <p>2 → 3</p> <p>GND → 5</p>			<p>DC ONLY</p>

**Type "I" (11 mm) Valve Connector to *picofast* Extension**



**Wiring Diagrams**

Straight Wired (A)	Indicator LED (B, C)	Indicator LED and MOV (D, E)	Indicator LED and Diode - DC (F)
<p>1 → 4</p> <p>2 → 3</p> <p>GND → NC</p>			<p>DC ONLY</p>

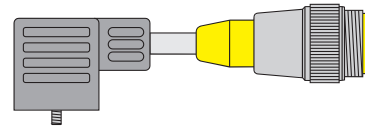
# TURCK Valve Connector Products

## Valve Connectors, Type "I" (11 mm) Extensions

**minifast<sup>®</sup> and microfast<sup>®</sup> Connectors**  
**Available with PVC, PUR and Rubber Jacket**  
**18 AWG**  
**2 Conductors + Ground (eurofast)**



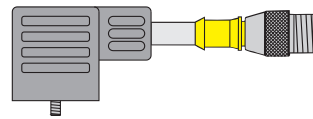
\*\*All parts except "E".



### "I" Style Valve Connectors, minifast Extension

### minifast Extension

Application	Cable Specs	Voltage VAC/DC	Straight Wired	Indicator LED	Indicator LED and MOV**
Standard duty PVC	3/18 AWG, Grey PVC 105°C 6.2 mm OD Black Body	0-220 24-48 110-220	VIS 2-A653-*M-RSM 30	- - - -	- - - -
			- - - -	VIS 2-B653-*M-RSM 30	VIS 2-D653-*M-RSM 30
			- - - -	VIS 2-C653-*M-RSM 30	VIS 2-E653-*M-RSM 30
Standard duty PUR	3/18 AWG, Grey PUR 80°C 6.2 mm OD Black Body	0-220 24-48 110-220	VIS 2-A669-*M-RSM 30	- - - -	- - - -
			- - - -	VIS 2-B669-*M-RSM 30	VIS 2-D669-*M-RSM 30
			- - - -	VIS 2-C669-*M-RSM 30	VIS 2-E669-*M-RSM 30
Rubber	3/18 AWG, Yellow CPE SJOOW, 105°C 8.0 mm OD Yellow Body	0-220 24-48 110-220	VIY 2-A658-*M-RSM 30	- - - -	- - - -
			- - - -	VIY 2-B658-*M-RSM 30	VIY 2-D658-*M-RSM 30
			- - - -	VIY 2-C658-*M-RSM 30	VIY 2-E658-*M-RSM 30



### "I" Style Valve Connectors, microfast Extension

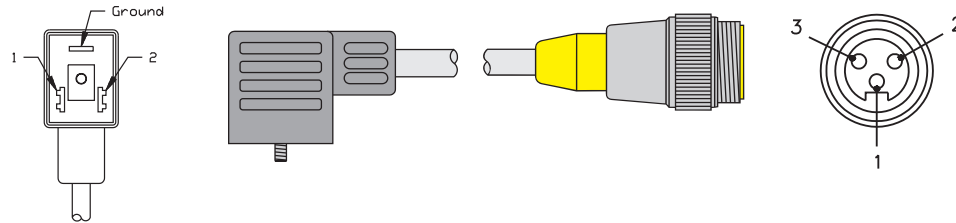
### microfast Extension

Application	Cable Specs	Voltage VAC/DC	Straight Wired	Indicator LED	Indicator LED and MOV**
Standard duty PVC	3/18 AWG, Grey PVC 105°C 6.2 mm OD Black Body	0-220 24-48 110-220	VIS 2-A653-*M-SB 3T	- - - -	- - - -
			- - - -	VIS 2-B653-*M-SB 3T	VIS 2-D653-*M-SB 3T
			- - - -	VIS 2-C653-*M-SB 3T	VIS 2-E653-*M-SB 3T
Standard duty PUR	3/18 AWG, Grey PUR 80°C 6.2 mm OD Black Body	0-220 24-48 110-220	VIS 2-A669-*M-SB 3T	- - - -	- - - -
			- - - -	VIS 2-B669-*M-SB 3T	VIS 2-D669-*M-SB 3T
			- - - -	VIS 2-C669-*M-SB 3T	VIS 2-E669-*M-SB 3T
Rubber	3/18 AWG, Yellow CPE SJOOW, 105°C 8.0 mm OD Yellow Body	0-220 24-48 110-220	VIY 2-A658-*M-SBE 3T	- - - -	- - - -
			- - - -	VIY 2-B658-*M-SBE 3T	VIY 2-D658-*M-SBE 3T
			- - - -	VIY 2-C658-*M-SBE 3T	VIY 2-E658-*M-SBE 3T

\* Length in meters



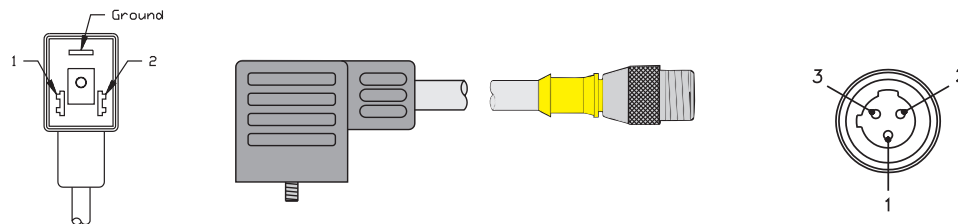
**Type "I" (11 mm) Valve Connector to *minifast* Extension**



**Wiring Diagrams**

Straight Wired (A)	Indicator LED (B, C)	Indicator LED and MOV (D, E)

**Type "I" (11 mm) Valve Connector to *microfast* Extension**



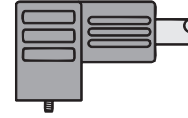
**Wiring Diagrams**

Straight Wired (A)	Indicator LED (B, C)	Indicator LED and MOV (D, E)

# TURCK Valve Connector Products

## Valve Connectors, Type "C" (8 mm)

Available with PVC and PUR  
Jackets  
18 and 24 AWG  
2 Conductor + Ground



Type C

### "C" (8.0 mm) Style Valve Connectors, Standard Color Code

Application	Cable Specs	Pinout	Voltage VAC/DC	Straight Wired	Indicator LED	Indicator LED and Suppressor Diodes
Standard duty PVC	3/18 AWG, Grey PVC 105°C 6.2 mm OD Black Body	1. BK 1 2. BK 2 Gnd - GN/YE	0-220	TC8S 2-A653-*M	- - - -	- - - -
			24	- - - -	TC8S 2-L653-*M	TC8S 2-P653-*M
			48	- - - -	TC8S 2-M653-*M	TC8S 2-R653-*M
			110	- - - -	TC8S 2-N653-*M	- - - -
Standard duty PUR	3/18 AWG, Grey PUR 80°C 6.2 mm OD Black Body	1. BK 1 2. BK 2 Gnd - GN/YE	0-220	TC8S 2-A669-*M	- - - -	- - - -
			24	- - - -	TC8S 2-L669-*M	TC8S 2-P669-*M
			48	- - - -	TC8S 2-M669-*M	TC8S 2-R669-*M
			110	- - - -	TC8S 2-N669-*M	- - - -

### "C" (8.0 mm) Style Valve Connectors, IEC Color Code

Application	Cable Specs	Pinout	Voltage VAC/DC	Straight Wired	Indicator LED	Indicator LED and Suppressor Diodes
Small diameter PVC	3/24 AWG, Yellow PVC 105°C 4.4 mm OD Black Body	1. BN 2. BU Gnd - BK	0-220	TC8S 2-A642-*M	- - - -	- - - -
			24	- - - -	TC8S 2-L642-*M	TC8S 2-P642-*M
			48	- - - -	TC8S 2-M642-*M	TC8S 2-R642-*M
			110	- - - -	TC8S 2-N642-*M	- - - -
Small diameter PUR	3/24 AWG, Black PUR 80°C 4.2 mm OD Black Body	1. BN 2. BU Gnd - BK	0-220	TC8S 2-A587-*M	- - - -	- - - -
			24	- - - -	TC8S 2-L587-*M	TC8S 2-P587-*M
			48	- - - -	TC8S 2-M587-*M	TC8S 2-R587-*M
			110	- - - -	TC8S 2-N587-*M	- - - -

\* Length in meters

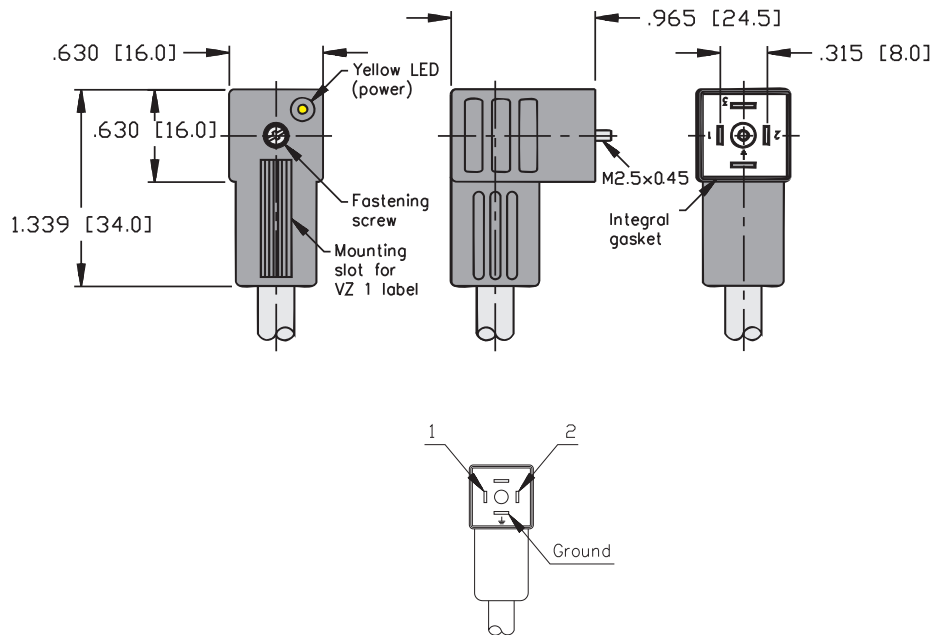
## Specifications

- Connector:** Oil resistant polyurethane body material, Nylon contact carrier.
- Contacts:** Silver plated copper alloy.
- Cable:** See table.
- Cable length:** Standard cable lengths are nominal 5 meters. Other lengths available by request - consult factory.
- Protection Class:** NEMA 1,3,4,6P and IEC IP 67 when connected and secured.

**Options:** Grey connector body available (special order), change part number TC8S... To TC8G... For other combinations or options, consult factory.

## Dimensions

### Type C (8 mm)



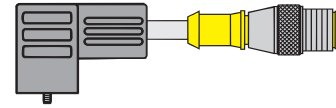
## Wiring Diagrams

Straight Wired (A)	Indicator LED (L, M, N)	Indicator LED and Suppressor Diodes (P, R)
<p>1 ) _____ 2 ) _____ GND ) _____</p>	<p>1 ) _____ 2 ) _____ GND ) _____</p>	<p>1 ) _____ 2 ) _____ GND ) _____</p>

# TURCK Valve Connector Products

## Valve Connectors, Type "C" (8 mm) Extensions

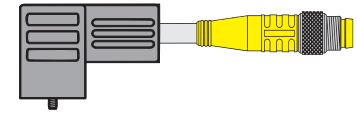
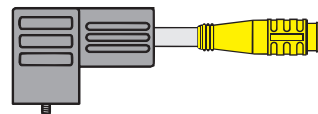
Available with PVC and PUR  
Jackets  
18 and 24 AWG  
2 Conductor + Ground (eurofast)



### "C" (8.0 mm) Style Valve Connectors, eurofast Extension

### eurofast Extension

Application	Cable Specs	Voltage VAC/DC	Straight Wired	Indicator LED	Indicator LED and Suppressor Diodes
Standard duty PVC	3/18 AWG, Grey PVC 105°C 6.2 mm OD Black Body	0-220	TC8S 2-A653-*M-RS 5.3T	- - - -	- - - -
		24	- - - -	TC8S 2-L653-*M-RS 5.3T	TC8S 2-P653-*M-RS 5.3T
		48	- - - -	TC8S 2-M653-*M-RS 5.3T	TC8S 2-R653-*M-RS 5.3T
		110	- - - -	TC8S 2-N653-*M-RS 5.3T	- - - -
Standard duty PUR	3/18 AWG, Grey PUR 80°C 6.2 mm OD Black Body	0-220	TC8S 2-A669-*M-RS 5.3T	- - - -	- - - -
		24	- - - -	TC8S 2-L669-*M-RS 5.3T	TC8S 2-P669-*M-RS 5.3T
		48	- - - -	TC8S 2-M669-*M-RS 5.3T	TC8S 2-R669-*M-RS 5.3T
		110	- - - -	TC8S 2-N669-*M-RS 5.3T	- - - -



### "C" (8.0 mm) Style Valve Connectors, picofast Extension

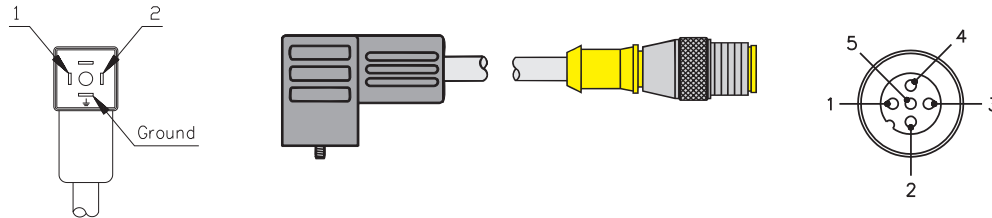
### picofast Snap Extension

### picofast Threaded Extension

Application	Cable Specs	Voltage VAC/DC	Straight Wired	Indicator LED	Indicator LED and Suppressor Diodes
Small diameter, PVC Snap Lock	3/24 AWG Yellow PVC 105°C 4.4 mm OD	0-125	TC8S 2-A642-*M-PSG 3	- - - -	- - - -
		24	- - - -	TC8S 2-L642-*M-PSG 3	TC8S 2-P642-*M-PSG 3
		48	- - - -	TC8S 2-M642-*M-PSG 3	TC8S 2-R642-*M-PSG 3
Small diameter, PUR Snap Lock	3/24 AWG Black PUR 80°C 4.2 mm OD	0-125	TC8S 2-A587-*M-PSG 3	- - - -	- - - -
		24	- - - -	TC8S 2-L587-*M-PSG 3	TC8S 2-P587-*M-PSG 3
		48	- - - -	TC8S 2-M587-*M-PSG 3	TC8S 2-R587-*M-PSG 3
Small diameter, PVC Threaded	3/24 AWG Yellow PVC 105°C 4.4 mm OD	0-125	TC8S 2-A642-*M-PSG 3M	- - - -	- - - -
		24	- - - -	TC8S 2-L642-*M-PSG 3M	TC8S 2-P642-*M-PSG 3M
		48	- - - -	TC8S 2-M642-*M-PSG 3M	TC8S 2-R642-*M-PSG 3M
Small diameter, PUR Threaded	3/24 AWG Black PUR 80°C 4.2 mm OD	0-125	TC8S 2-A587-*M-PSG 3M	- - - -	- - - -
		24	- - - -	TC8S 2-L587-*M-PSG 3M	TC8S 2-P587-*M-PSG 3M
		48	- - - -	TC8S 2-M587-*M-PSG 3M	TC8S 2-R587-*M-PSG 3M

\* Length in meters

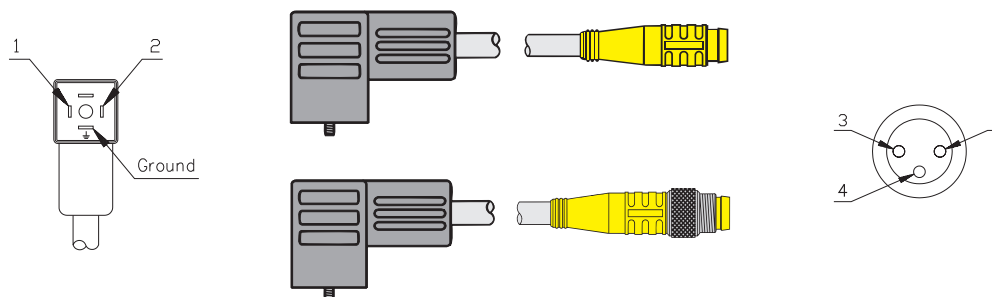
**Type "C" (8 mm) Valve Connector to eurofast Extension**



**Wiring Diagrams**

Straight Wired (A)	Indicator LED (L, M, N)	Indicator LED and Suppressor Diodes (P, R)
<p>1 → 4 2 → 3 GND → 5</p>		

**Type "C" (8 mm) Valve Connector to picofast Extension**



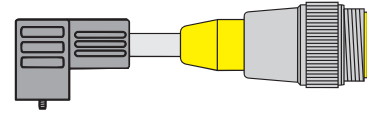
**Wiring Diagrams**

Straight Wired (A)	Indicator LED (L, M)	Indicator LED and Suppressor Diodes (P, R)
<p>1 → 4 2 → 3 GND → NC</p>		

# TURCK Valve Connector Products

## Valve Connectors, Type "C" (8 mm) Extensions

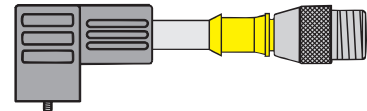
Available with PVC and PUR  
Jackets  
18 AWG  
2 Conductor + Ground



*minifast* Extension

### "C" (8.0 mm) Style Valve Connectors, minifast Extension

Application	Cable Specs	Voltage VAC/DC	Straight Wired	Indicator LED	Indicator LED and Suppressor Diodes
Standard duty PVC	3/18 AWG, Grey PVC 105°C 6.2 mm OD Black Body	0-220	TC8S 2-A653-*M-RSM 30	- - - -	- - - -
		24	- - - -	TC8S 2-L653-*M-RSM 30	TC8S 2-P653-*M-RSM 30
		48	- - - -	TC8S 2-M653-*M-RSM 30	TC8S 2-R653-*M-RSM 30
		110	- - - -	TC8S 2-N653-*M-RSM 30	- - - -
Standard duty PUR	3/18 AWG, Grey PUR 80°C 6.2 mm OD Black Body	0-220	TC8S 2-A669-*M-RSM 30	- - - -	- - - -
		24	- - - -	TC8S 2-L669-*M-RSM 30	TC8S 2-P669-*M-RSM 30
		48	- - - -	TC8S 2-M669-*M-RSM 30	TC8S 2-R669-*M-RSM 30
		110	- - - -	TC8S 2-N669-*M-RSM 30	- - - -



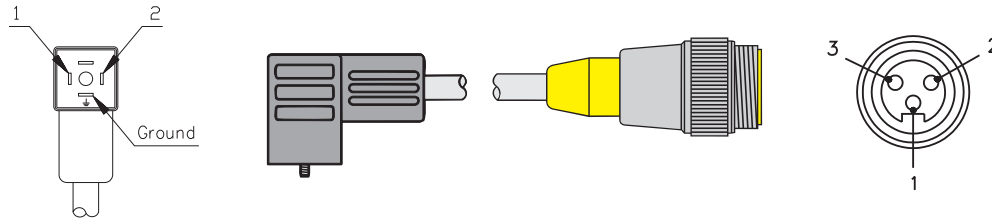
*microfast* Extension

### "C" (8.0 mm) Style Valve Connectors, microfast Extension

Application	Cable Specs	Voltage VAC/DC	Straight Wired	Indicator LED	Indicator LED and Suppressor Diodes
Standard duty PVC	3/18 AWG, Grey PVC 105°C 6.2 mm OD Black Body	0-220	TC8S 2-A653-*M-SB 3T	- - - -	- - - -
		24	- - - -	TC8S 2-L653-*M-SB 3T	TC8S 2-P653-*M-SB 3T
		48	- - - -	TC8S 2-M653-*M-SB 3T	TC8S 2-R653-*M-SB 3T
		110	- - - -	TC8S 2-N653-*M-SB 3T	- - - -
Standard duty PUR	3/18 AWG, Grey PUR 80°C 6.2 mm OD Black Body	0-220	TC8S 2-A669-*M-SB 3T	- - - -	- - - -
		24	- - - -	TC8S 2-L669-*M-SB 3T	TC8S 2-P669-*M-SB 3T
		48	- - - -	TC8S 2-M669-*M-SB 3T	TC8S 2-R669-*M-SB 3T
		110	- - - -	TC8S 2-N669-*M-SB 3T	- - - -

\* Length in meters

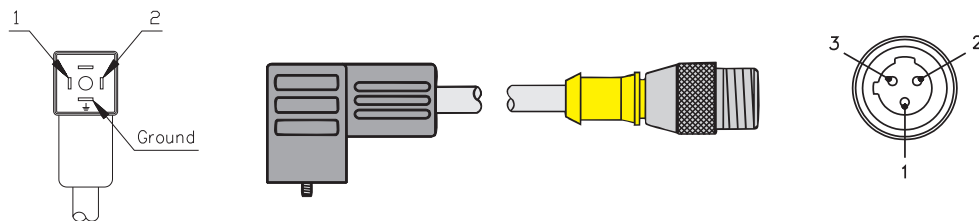
**Type "C" (8 mm) Valve Connector to minifast Extension**



**Wiring Diagrams**

Straight Wired (A)	Indicator LED (L, M)	Indicator LED and Suppressor Diodes (P, R)
<p>1 → 2 2 → 3 GND → 1</p>		

**Type "C" (8 mm) Valve Connector microfast Extension**



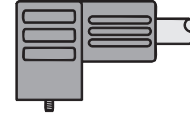
**Wiring Diagrams**

Straight Wired (A)	Indicator LED (L, M)	Indicator LED and Suppressor Diodes (P, R)
<p>1 → 2 2 → 3 GND → 1</p>		

# TURCK Valve Connector Products

## Valve Connectors, Type "C" (9.4 mm)

Available with PVC and PUR  
Jackets  
18 and 24 AWG  
2 Conductor + Ground



Type C

### "C" (9.4 mm) Style Valve Connectors, Standard Color Code

Application	Cable Specs	Pinout	Voltage VAC/DC	Straight Wired	Indicator LED	Indicator LED and Suppressor Diodes
Standard duty PVC	3/18 AWG, Grey PVC 105°C 6.2 mm OD Black Body	1. BK 1 2. BK 2 Gnd-GN/YE	0-220	TC9S 2-A653-*M	- - - -	- - - -
			24	- - - -	TC9S 2-L653-*M	TC9S 2-P653-*M
			48	- - - -	TC9S 2-M653-*M	TC9S 2-R653-*M
			110	- - - -	TC9S 2-N653-*M	- - - -
Standard duty PUR	3/18 AWG, Grey PUR 80°C 6.2 mm OD Black Body	1. BK 1 2. BK 2 Gnd-GN/YE	0-220	TC9S 2-A669-*M	- - - -	- - - -
			24	- - - -	TC9S 2-L669-*M	TC9S 2-P669-*M
			48	- - - -	TC9S 2-M669-*M	TC9S 2-R669-*M
			110	- - - -	TC9S 2-N669-*M	- - - -

### "C" (9.4 mm) Style Valve Connectors, IEC Color Code

Application	Cable Specs	Pinout	Voltage VAC/DC	Straight Wired	Indicator LED	Indicator LED and Suppressor Diodes
Small diameter PVC	3/24 AWG, Yellow PVC 105°C 4.4 mm OD Black Body	1. BN 2. BU Gnd - BK	0-220	TC9S 2-A642-*M	- - - -	- - - -
			24	- - - -	TC9S 2-L642-*M	TC9S 2-P642-*M
			48	- - - -	TC9S 2-M642-*M	TC9S 2-R642-*M
			110	- - - -	TC9S 2-N642-*M	- - - -
Small diameter PUR	3/24 AWG, Black PUR 80°C 4.2 mm OD Black Body	1. BN 2. BU Gnd - BK	0-220	TC9S 2-A587-*M	- - - -	- - - -
			24	- - - -	TC9S 2-L587-*M	TC9S 2-P587-*M
			48	- - - -	TC9S 2-M587-*M	TC9S 2-R587-*M
			110	- - - -	TC9S 2-N587-*M	- - - -

\* Length in meters



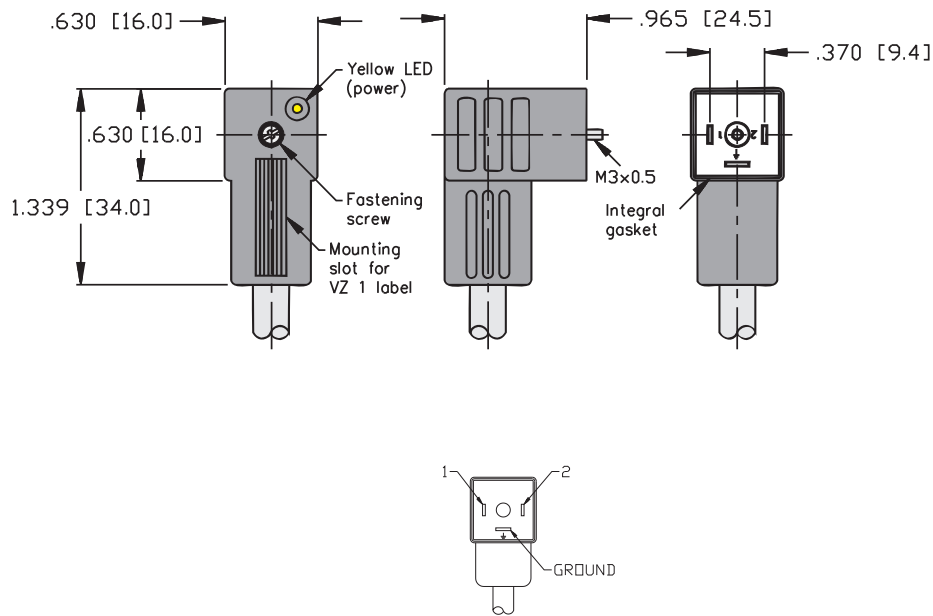
### Specifications

- Connector:** Oil resistant polyurethane body material, Nylon contact carrier.
- Contacts:** Silver plated copper alloy.
- Cable:** See table.
- Cable length:** Standard cable lengths are nominal 5 meters. Other lengths available by request - consult factory.
- Protection Class:** NEMA 1,3,4,6P and IEC IP 67 when connected and secured.

**Options:** Grey connector body available (special order), change part number TC9S...to TC9G...  
For other combinations or options, consult factory.

### Dimensions

#### Type C (9.4 mm)



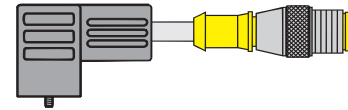
### Wiring Diagrams

Straight Wired (A)	Indicator LED (L, M, N)	Indicator LED and Suppressor Diodes (P, R)
<p>1 ) _____</p> <p>2 ) _____</p> <p>GND ) _____</p>		

# TURCK Valve Connector Products

## Valve Connectors, Type "C" (9.4 mm) Extensions

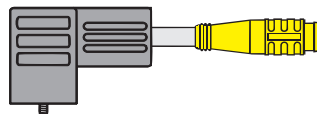
Available with PVC and PUR  
Jackets  
2 Conductor + Ground (eurofast)



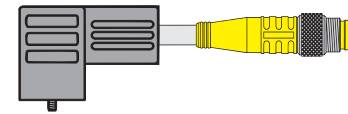
eurofast Extension

### "C" (9.4 mm) Style Valve Connectors, eurofast Extension

Application	Cable Specs	Voltage VAC/DC	Straight Wired	Indicator LED	Indicator LED and Suppressor Diodes
Standard duty PVC	3/18 AWG, Grey PVC 105°C 6.2 mm OD Black Body	0-220	TC9S 2-A653-*M-RS 5.3T	- - - -	- - - -
		24	- - - -	TC9S 2-L653-*M-RS 5.3T	TC9S 2-P653-*M-RS 5.3T
		48	- - - -	TC9S 2-M653-*M-RS 5.3T	TC9S 2-R653-*M-RS 5.3T
		110	- - - -	TC9S 2-N653-*M-RS 5.3T	- - - -
Standard duty PUR	3/18 AWG, Grey PUR 80°C 6.2 mm OD Black Body	0-220	TC9S 2-A669-*M-RS 5.3T	- - - -	- - - -
		24	- - - -	TC9S 2-L669-*M-RS 5.3T	TC9S 2-P669-*M-RS 5.3T
		48	- - - -	TC9S 2-M669-*M-RS 5.3T	TC9S 2-R669-*M-RS 5.3T
		110	- - - -	TC9S 2-N669-*M-RS 5.3T	- - - -



picofast Snap Extension



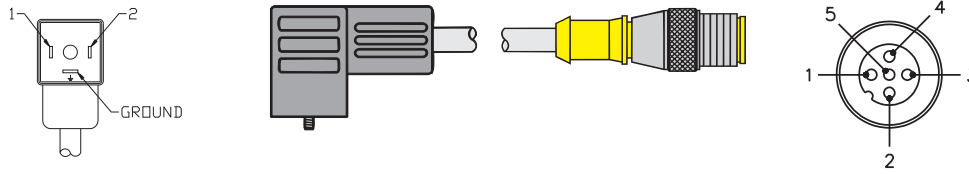
picofast Threaded Extension

### "C" Style Valve Connectors, picofast Extension

Application	Cable Specs	Voltage VAC/DC	Straight Wired	Indicator LED	Indicator LED and Suppressor Diodes
Small diameter, PVC Snap lock	3/24 AWG Yellow PVC 105°C 4.4 mm OD	0-125	TC9S 2-A642-*M-PSG 3	- - - -	- - - -
		24	- - - -	TC9S 2-L642-*M-PSG 3	TC9S 2-P642-*M-PSG 3
		48	- - - -	TC9S 2-M642-*M-PSG 3	TC9S 2-R642-*M-PSG 3
Small diameter, PUR Snap lock	3/24 AWG Black PUR 80°C 4.2 mm OD	0-125	TC9S 2-A587-*M-PSG 3	- - - -	- - - -
		24	- - - -	TC9S 2-L587-*M-PSG 3	TC9S 2-P587-*M-PSG 3
		48	- - - -	TC9S 2-M587-*M-PSG 3	TC9S 2-R587-*M-PSG 3
Small diameter, PVC Threaded	3/24 AWG Yellow PVC 105°C 4.4 mm OD	0-125	TC9S 2-A642-*M-PSG 3M	- - - -	- - - -
		24	- - - -	TC9S 2-L642-*M-PSG 3M	TC9S 2-P642-*M-PSG 3M
		48	- - - -	TC9S 2-M642-*M-PSG 3M	TC9S 2-R642-*M-PSG 3M
Small diameter, PUR Threaded	3/24 AWG Black PUR 80°C 4.2 mm OD	0-125	TC9S 2-A587-*M-PSG 3M	- - - -	- - - -
		24	- - - -	TC9S 2-L587-*M-PSG 3M	TC9S 2-P587-*M-PSG 3M
		48	- - - -	TC9S 2-M587-*M-PSG 3M	TC9S 2-R587-*M-PSG 3M

\* Length in meters

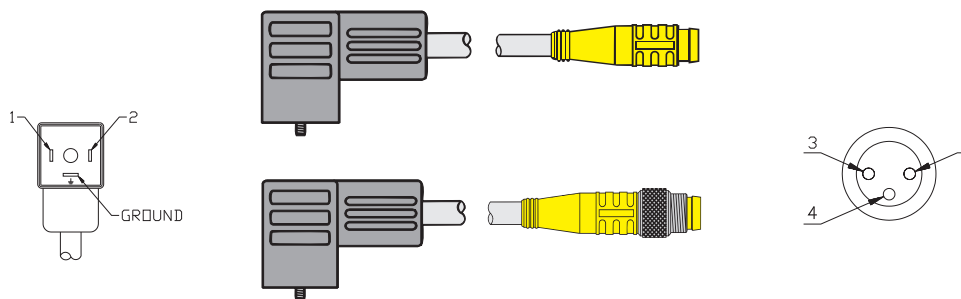
**Type "C" (9.4 mm) Valve Connector to eurofast Extension**



**Wiring Diagrams**

Straight Wired (A)	Indicator LED (L, M, N)	Indicator LED and Suppressor Diodes (P, R)
<p>1 → 4 2 → 3 GND → 5</p>		

**Type "C" (9.4 mm) Valve Connector to picofast Extension**



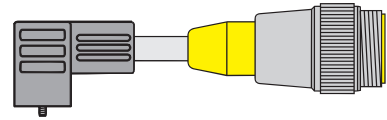
**Wiring Diagrams**

Straight Wired (A)	Indicator LED (L, M)	Indicator LED and Suppressor Diodes (P, R)
<p>1 → 4 2 → 3 GND → NC</p>		

# TURCK Valve Connector Products

## Valve Connectors, Type "C" (9.4 mm) Extensions

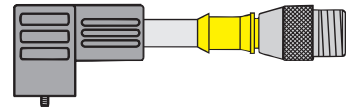
Available with PVC and PUR  
Jackets  
18 AWG  
2 Conductor + Ground



**minifast Extension**

### "C" (9.4 mm) Style Valve Connectors, minifast Extension

Application	Cable Specs	Voltage VAC/DC	Straight Wired	Indicator LED	Indicator LED and Suppressor Diodes
Standard duty PVC	3/18 AWG, Grey PVC 105°C 6.2 mm OD Black Body	0-220	TC9S 2-A653-*M-RSM 30	- - - -	- - - -
		24	- - - -	TC9S 2-L653-*M-RSM 30	TC9S 2-P653-*M-RSM 30
		48	- - - -	TC9S 2-M653-*M-RSM 30	TC9S 2-R653-*M-RSM 30
		110	- - - -	TC9S 2-N653-*M-RSM 30	- - - -
Standard duty PUR	3/18 AWG, Grey PUR 80°C 6.2 mm OD Black Body	0-220	TC9S 2-A669-*M-RSM 30	- - - -	- - - -
		24	- - - -	TC9S 2-L669-*M-RSM 30	TC9S 2-P669-*M-RSM 30
		48	- - - -	TC9S 2-M669-*M-RSM 30	TC9S 2-R669-*M-RSM 30
		110	- - - -	TC9S 2-N669-*M-RSM 30	- - - -



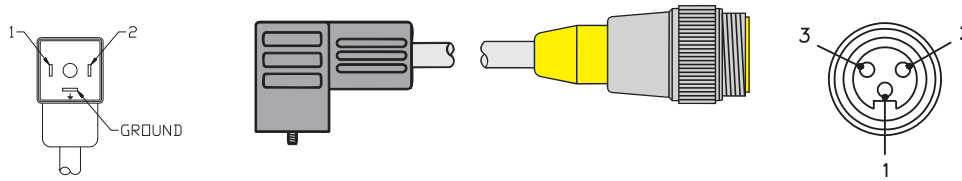
**microfast Extension**

### "C" (9.4 mm) Style Valve Connectors, microfast Extension

Application	Cable Specs	Voltage VAC/DC	Straight Wired	Indicator LED	Indicator LED and Suppressor Diodes
Standard duty PVC	3/18 AWG, Grey PVC 105°C 6.2 mm OD Black Body	0-220	TC9S 2-A653-*M-SB 3T	- - - -	- - - -
		24	- - - -	TC9S 2-L653-*M-SB 3T	TC9S 2-P653-*M-SB 3T
		48	- - - -	TC9S 2-M653-*M-SB 3T	TC9S 2-R653-*M-SB 3T
		110	- - - -	TC9S 2-N653-*M-SB 3T	- - - -
Standard duty PUR	3/18 AWG, Grey PUR 80°C 6.2 mm OD Black Body	0-220	TC9S 2-A669-*M-SB 3T	- - - -	- - - -
		24	- - - -	TC9S 2-L669-*M-SB 3T	TC9S 2-P669-*M-SB 3T
		48	- - - -	TC9S 2-M669-*M-SB 3T	TC9S 2-R669-*M-SB 3T
		110	- - - -	TC9S 2-N669-*M-SB 3T	- - - -

\* Length in meters

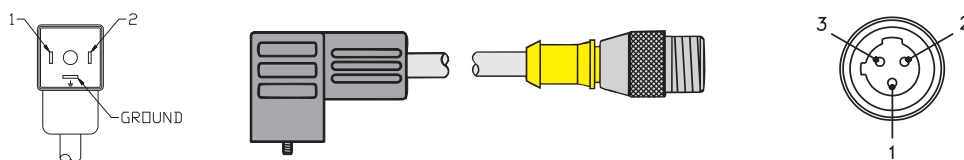
**Type "C" (9.4 mm) Valve Connector to *minifast* Extension**



**Wiring Diagrams**

Straight Wired (A)	Indicator LED (L, M, N)	Indicator LED and Suppressor Diodes (P, R)
<p>1 → 2 2 → 3 GND → 1</p>		

**Type "C" (9.4 mm) Valve Connector to *microfast* Extension**



**Wiring Diagrams**

Straight Wired (A)	Indicator LED (L, M, N)	Indicator LED and Suppressor Diodes (P, R)
<p>1 → 2 2 → 3 GND → 1</p>		

# TURCK Valve Connector Products

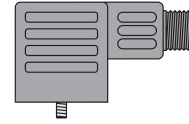
## Valve Connectors w/Integral *euromast* or *picofast* Connector

**Integral *euromast*® and *picofast*® Connectors**  
**Compact Size**  
**2 Conductors + Ground**  
**(*euromast*)**



NRTL/C

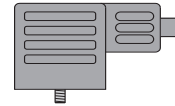
\*\*All parts except "E".



*euromast*

### "A" Style Valve Connectors, Integral *euromast* Connector

Application	Pinout	Voltage VAC/DC	Straight Wired	Indicator LED	Indicator LED and MOV
"A" Style Connector with Integral <i>euromast</i> connector 2 Conductors, 1 Ground Ground contacts Parallel wired	<pre> 1 ────&gt; 4 2 ────&gt; 3 GND ──&gt; 5 GND ──┘                     </pre>	0-220 24-48	VAS 22-A-FS 5.3 - - - -	- - - - - - - -	- - - - VAS 22-D-FS 5.3



*picofast*

### "A", "B", and "I" Style Valve Connectors with Integral *picofast* Connector

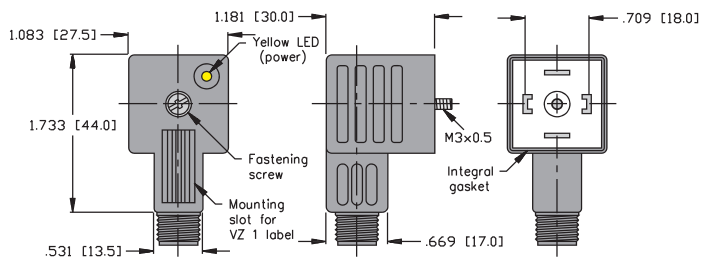
Application	Pinout	Voltage VAC/DC	Straight Wired	Indicator LED	Indicator LED and MOV**
"A" Style Connector with Integral <i>picofast</i> connector 2 Conductors	<pre> 1 ────&gt; 4 2 ────&gt; 3 GND ──&gt; NC GND ──┘                     </pre>	0-60 24-48	VAS 22-A-V1131 - - - -	- - - - VAS 22-B-V1131	- - - - VAS 22-D-V1131
"B" Style Connector with Integral <i>picofast</i> connector 2 Conductors	<pre> 1 ────&gt; 4 2 ────&gt; 3 GND ──&gt; NC                     </pre>	0-60 24-48	VBS 2-A-V1131 - - - -	- - - - VBS 2-B-V1131	- - - - VBS 2-D-V1131
"I" Style Connector with Integral <i>picofast</i> connector 2 Conductors	<pre> 1 ────&gt; 4 2 ────&gt; 3 GND ──&gt; NC                     </pre>	0-60 24-48	VIS 2-A-V1131 - - - -	- - - - VIS 2-B-V1131	- - - - VIS 2-D-V1131

## Specifications

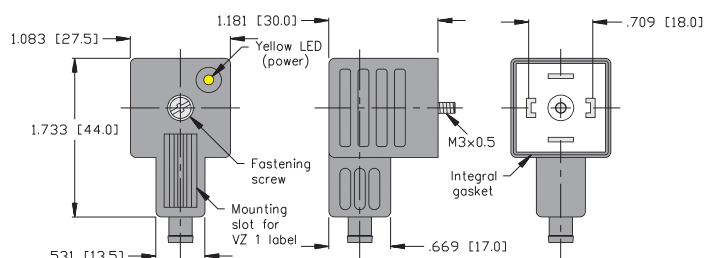
- Specifications:** Oil resistant polyurethane body material, Nylon valve plug contact carrier, Nylon *picofast* contact carrier, PUR *eurofast* contact carrier.
- Contacts:** Valve plug: silver plated copper alloy; *picofast* and *eurofast*: gold plated brass.
- Temperature:** -30°C to +80°C (-22°F to +176°F).
- Protection Class:** NEMA 1,3,4,6P and IEC IP 67 when connected and secured.

## Dimensions

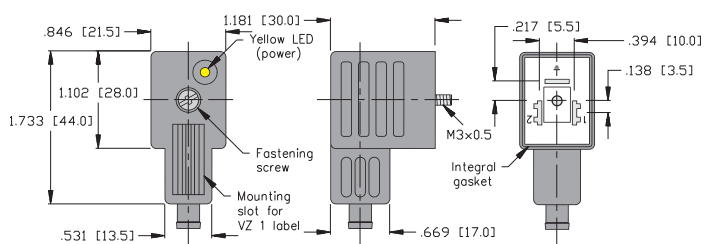
**Type A with eurofast**



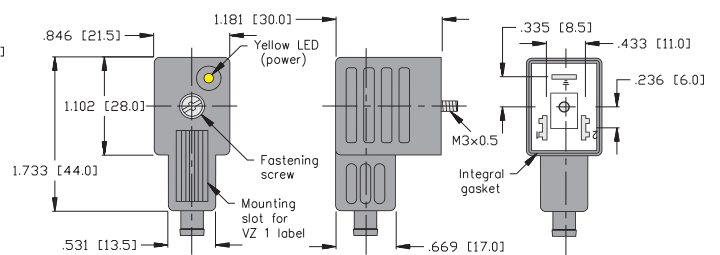
**Type A with picofast**



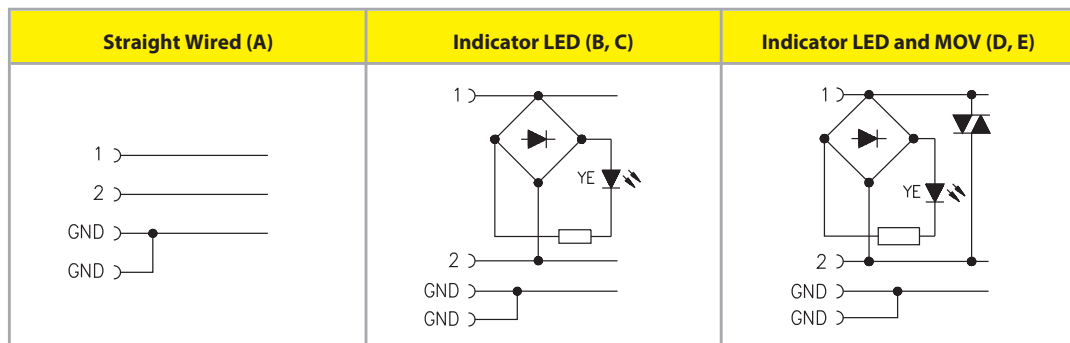
**Type B with picofast**



**Type I with picofast**



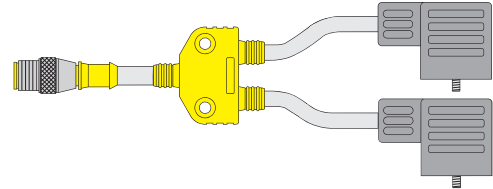
## Wiring Diagrams



# TURCK Valve Connector Products

## euromast® 2 Branch Splitters with Valve Plugs

**Combine 2 Valve Plugs into 1 euromast**  
**For Use w/euromast J-boxes w/2 Signals/Port**  
**Available with All Valve Plug Styles (A, B, I and C)**

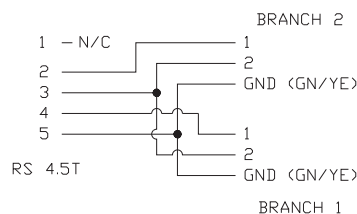


### 4-wire Series-Wired VB2

Application	Specifications	Wiring Diagram	Part Number
Combine 2 valve plugs into 1 cable. For use with 2 signal / port junction boxes. "A" style (18 mm) valve plugs.	220 VAC/DC 4.0 A RS 4.5T = Grey PVC, 5.2 mm OD, 5/22 AWG Valve plug = Grey PVC, 5.2 mm OD 3/20 AWG	Diagram A	VB2-RS 4.5T-*/2VAS 22-A528-*/*
Combine 2 valve plugs into 1 cable. For use with 2 signal / port junction boxes. "B" style (10 mm) valve plugs.	220 VAC/DC 4.0 A RS 4.5T = Grey PVC 5.2 mm OD, 5/22 AWG Valve plug = Grey PVC, 5.2 mm OD 3/20 AWG	Diagram A	VB2-RS 4.5T-*/2VBS 2-A528-*/*
Combine 2 valve plugs into 1 cable. For use with 2 signal / port junction boxes. "I" style (11 mm) valve plugs.	220 VAC/DC 4.0 A RS 4.5T = Grey PVC, 5.2 mm OD, 5/22 AWG Valve plug = Grey PVC, 5.2 mm OD 3/20 AWG	Diagram A	VB2-RS 4.5T-*/2VIS 2-A528-*/*
Combine 2 valve plugs into 1 cable. For use with 2 signal / port junction boxes. "C" style (8 mm) valve plugs.	220 VAC/DC 4.0 A RS 4.5T = Grey PVC, 5.2 mm OD, 5/22 AWG Valve plug = Grey PVC, 5.2 mm OD 3/20 AWG	Diagram A	VB2-RS 4.5T-*/2TC8S 2-A528-*/*
Combine 2 valve plugs into 1 cable. For use with 2 signal / port junction boxes. "C" style (9.4 mm) valve plugs.	220 VAC/DC 4.0 A RS 4.5T = Grey PVC, 5.2 mm OD, 5/22 AWG Valve plug = Grey PVC, 5.2 mm OD 3/20 AWG	Diagram A	VB2-RS 4.5T-*/2TC9S 2-A528-*/*

\* Length in meters

### Diagram A





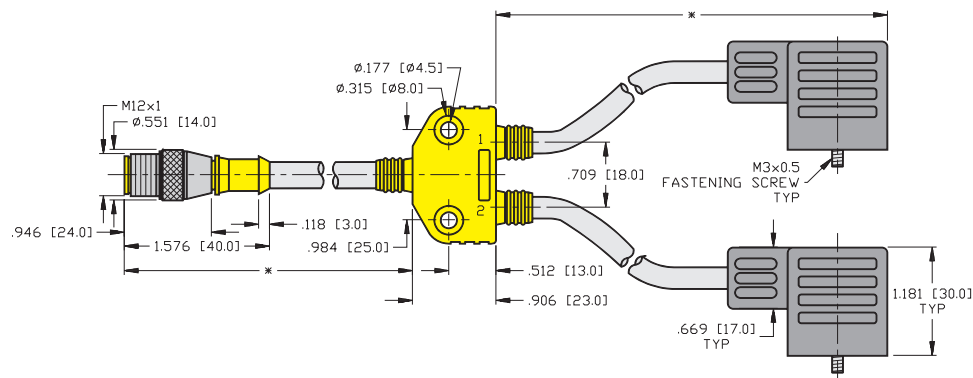
## Specifications

- Junction Body:** Oil resistant Yellow polyurethane.
- Connector:** Oil resistant polyurethane body material, Nylon or PUR contact carrier.
- Contacts:** Gold plated brass (**euromast**). Silver plated copper alloy (**V\*fast**).
- Coupling Nuts:** Nickel plated brass.
- Cable:** See table.
- Temperature:** -40°C to +105°C (-40°F to +221°F) - all PVC cable; -40°C to +80°C (-40°F to +176°F) - with PUR cable.
- Protection:** NEMA 1,3,4,6P and IEC IP 68.

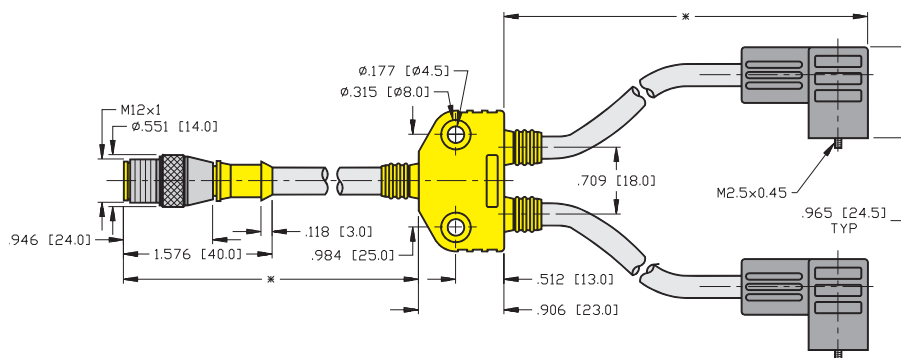
- Cable Length:** Trunk - nominal 1 meter. Branches - nominal 0.3 meters. Other lengths available by request - consult factory.
- Cable Options:** Other jackets available by request - consult factory.
- Valve Options:** Available w/led or led+mov, consult factory.
- euromast Options:** Stainless steel coupling nut add "V" to part number (RS .. to RSV ..).  
Nylon coupling nut add "K" to part number (RS .. to RSK ..).  
Right angle connectors, change part number (RS .. to WS..).

## Dimensions

**VB2-RS 4.5T-\*/2V .. S 2 .. -A528-\*/\***



**VB2-RS 4.5T-\*/2TC .. S 2 -A528-\*/\***



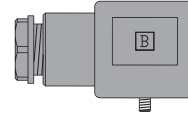
## Pinouts

Female	Male
<b>5-pin</b>	<b>5-pin</b>

# TURCK Valve Connector Products

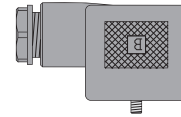
## Valve Connectors, Field Wireable

Convert Hard Wiring Into Quick Disconnect  
Facilitate Field Replacements



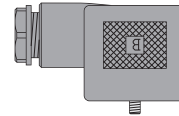
### "A" Style Valve Connector

Application	Specifications	Straight Wired
"A" Style Valve Connector	0-220 VAC/DC, 10 A	VAS 3-AW



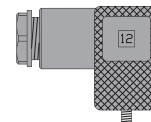
### "B" Style Valve Connector

Application	Specifications	Straight Wired
"B" Style Valve Connector	0-220 VAC/DC, 10 A	VBS 2-AW



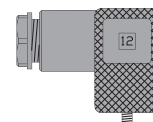
### "I" Style Valve Connector

Application	Specifications	Straight Wired
"I" Style Valve Connector	0-220 VAC/DC, 10 A	VIS 2-AW



### "C" (8 mm) Style Valve Connector

Application	Specifications	Straight Wired
"C" (8 mm) Style Valve Connector	0-220 VAC/DC, 10 A	TC8S 2-AW



### "C" (9.4 mm) Style Valve Connector

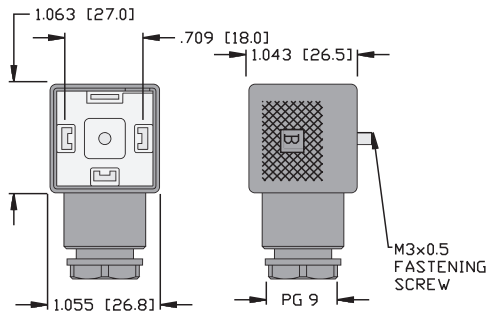
Application	Specifications	Straight Wired
"C" (9.4 mm) Style Valve Connector	0-220 VAC/DC, 10 A	TC9S 2-AW

**Specifications**

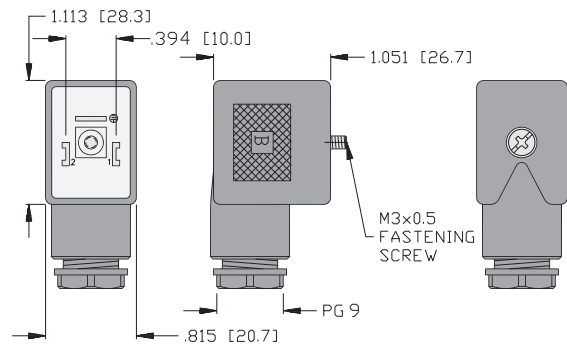
<b>Housing:</b>	Nylon, black.
<b>Connector:</b>	Nylon, black.
<b>Gasket:</b>	Nitrile.
<b>Contacts:</b>	Nickel plated brass.
<b>Terminals:</b>	Screw terminals, conductors to 14 AWG.
<b>Cable Gland:</b>	PG 9 accepts cable diameter 6-8 mm. PG 7 accepts cable diameter 4-6 mm.
<b>Temperature:</b>	-25°C to +90°C (-13°F to +194°F).
<b>Protection Class:</b>	NEMA 4,6P and IEC IP 65.

**Dimensions**

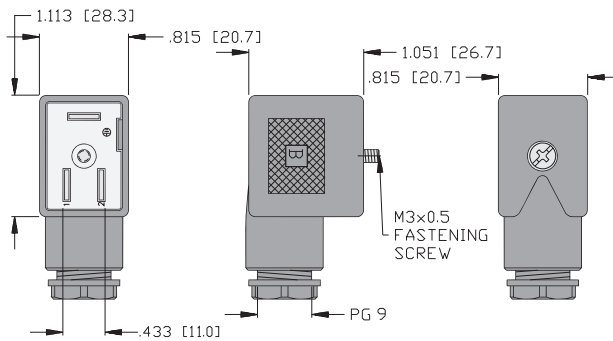
**VAS 3-AW**



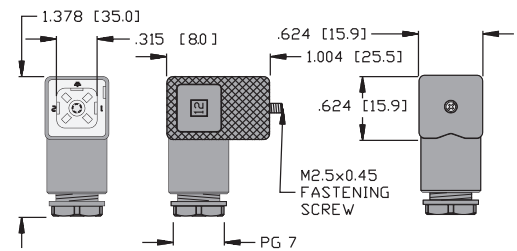
**VBS 2-AW**



**VIS 2-AW**



**TC8S 2-AW**



**TC9S 2-AW**

