



Description


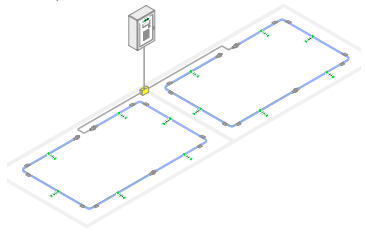

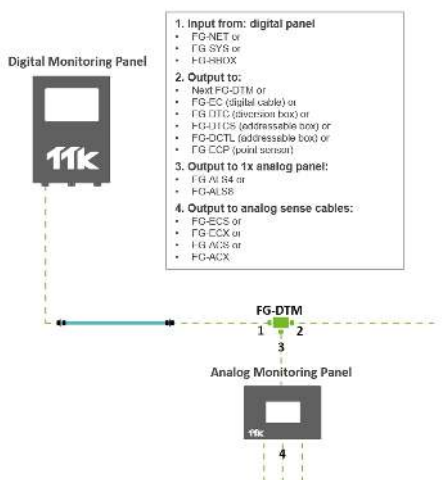
TTK leak detection systems offer a full range of connection accessories and kits as diversion boxes, leading cables, end terminations. These items assure a proper functioning of the systems.


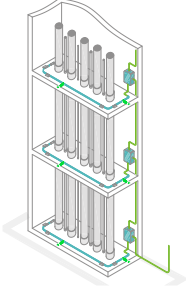
For FG-OD range connection accessories and kits refer to the FG-OD Accessories datasheet.


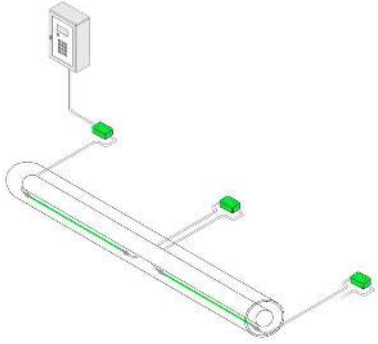
Boxes

The components used for the following boxes having features as below:




- ABS POLYAC 707 (a natural ABS)
- Rated UL94 HB
- Halogen Free
- IP68
- Dimension: 4.13 x 2.95 x 2.17 in (105 x 75 x 55 mm)

Item	Description	Compatibility & Connectivity
<p>FG-DTC</p> 	<p>The FG-DTC is TTK Bus Diversion Box. This diversion box allows breaking up a detection circuit into two parts.</p> <p>The LED on the front face of the box indicates the box's status in real time:</p> <ul style="list-style-type: none"> • Blinking short blue followed by a long green: normal, no alarm. • Blinking short blue only: cablebreak detected on the box. • No LED light: loss of communication. 	<p>Digital unit: FG-NET, FG-SYS Sense cable: FG-EC, FG-AC</p> 
<p>FG-DTM</p> 	<p>FG-DTM is a bus interface box allowing the integration of analog panels into a digital system.</p> <p>The LED on the front face of the box indicates the box's status in real time:</p> <ul style="list-style-type: none"> • Blinking short blue followed by a long green: normal, no alarm. • Blinking short blue followed by a long red: leak alarm on the analog panel. • Blinking short blue only: no connection with analog panel. • No LED light: loss of communication with the digital panel. 	 <p>1. Input from: digital panel</p> <ul style="list-style-type: none"> • FG-NET or • FG-SYS or • H1-RHOX <p>2. Output to:</p> <ul style="list-style-type: none"> • Next FG-DTM or • FG-EC (digital cable) or • FG-DTC (diversion box) or • H411 CS (addressable analog) or • FG-DCTL (addressable box) or • FG-CCP (point detection) <p>3. Output to 1x analog panel:</p> <ul style="list-style-type: none"> • FG-AI 84 or • FG-ALSS <p>4. Output to analog sense cables:</p> <ul style="list-style-type: none"> • FG-ES or • FG-CCX or • H4-ACS or • FG-ACX



Item	Description	Compatibility & Connectivity
FG-DTCS 	<p>The FG-DTCS addressable box allows the connection of one analog sense cable 9, 22, 49 ft (3, 7 or 15m) to the main bus wire from the digital panel. FG-DTCS will create an address on the panel for that sense cable.</p> <p>The LED on the front face of the box indicates the box's status in real time:</p> <ul style="list-style-type: none"> Blinking green: normal, no alarm. Blinking red: leak detected on the box. <p>No LED light: cablebreak detected on the box or loss of communication.</p>	<p>Digital unit: FG-NET, FG-SYS Sense cable: FG-ECS, FG-ACS</p> 

FG-DCTL / FG-DCTL-R 	<p>The FG-DCTL addressable box allows the connection of one analog sense cable (3.28 to 147.64 ft [1 to 45m], "cut to length") to the main bus wire from the digital panel. FG-DCTL will create an address on the panel for that sense cable.</p> <p>2 references are available: FG-DCTL and FG-DCTL-R. The only difference: FG-DCTL-R is equipped with a relay (Maximum Switching Power : 30W, 125VA; Maximum Switching Voltage : 125Vac / 220Vdc; Maximum Switching/Carrying Current : 1A), activated in case of leak; not for FG-DCTL.</p> <p>The LED on the front face of the box indicates the box's status in real time:</p> <ul style="list-style-type: none"> Blinking green: normal, no alarm. Blinking red: leak detected on the box. No LED light: cablebreak detected on the box or loss of communication. 	<p>Digital unit: FG-NET, FG-SYS Sense cable: FG-ECS, FG-ACS (length from (3.28 to 147.64 ft [1 to 45m]))</p>  <p>Above schmatic shows a typical 'pipe-in-pipe' application with random sense cables and diversion boxes. Consult us for more information.</p>
--	---	---



Leading Cables & Kit

Item	Description	Compatibility & Connectivity
FG-CLC 	<p>Leader cable TTK BUS 8723 in 11.48 ft (3.5 m) to connect alarm unit & first sense cable.</p>	<p>Alarm unit: all digital and analog units Sense cable: FG-EC, FG-AC, FG-ECX, FG-ACX</p>
FG-NC3/7/15/30 	<p>Pre-connected jumper cable in customerized length to be used between 2 sense cables.</p>	<p>Alarm unit: all digital and analog units Sense cable: FG-EC, FG-AC, FG-ECX, FG-ACX</p>
FG-NC Kit 	<p>Set of parts for connecting jumper cable. It includes male, female connectors + contacts + adhesive + heat shrinkable sleeve.</p>	<p>Alarm unit: all digital and analog units</p>

End Termination

Item	Description	Compatibility & Connectivity
FG-TMC 	End termination plug for digital sense cables. Each circuit of sense cable must be ended with an end termination plug. FG-TMC is used for the circuit continuity.	Digital unit: FG-NET, FG-SYS Sense cable: FG-EC, FG-AC
FG-TMX 	End termination plug for analog sense cables. It has an easily identifiable yellow colour.	Alarm unit: all analog units Sense cable: FG-ECX, FG-ACX

Installation Accessories

Item	Description
CF-EC100 	Set of 100 hold-down clips with glue. It is recommended to install the clips at intervals of no greater than 5 ft (1.5 m) and at every change of direction.
ES-EC 	Set of 40 tags. Labels ES-EC indicates the presence of sense cables installed. It is recommended to fix the labels every five meters on the circuit of sense cables and ensure a good visibility of the labels.

This brochure has been carefully prepared to ensure technical accuracy but is only intended for promotional use. TTK cannot guarantee that the information contained herein contains no errors or omissions, and hence does not accept responsibility related to the use of its equipment. TTK maintain its obligations set forth in the Standard Terms and Conditions of Sale and will not, under any circumstances, assume liability for any incidental damages, indirect or consequential, arising from the sale, resale, use or misuse of this product. The purchaser(s) accept their responsibility as the sole judge(s) of the adaptability of the product for the intended use.
 FG-NET, FG-SYS and TOPSurveillance are trademarks of TTK S.A.S. © TTK 2021

- **TTK Headquarters** / 19, rue du Général Foy / 75008 Paris / France / T : +33.1.56.76.90.10 / F : +33.1.55.90.62.15 / www.ttk.fr / ventes@ttk.fr
- **TTK UK Ltd.** / 3 Luke Street / London EC2A 4PX / United Kingdom / T : +44 207 729 6002 / F : +44 207 729 6003 / www.ttkuk.com / sales@ttkuk.com
- **TTK Pte Ltd.** / #09-05, Shenton House, 3 Shenton Way / Singapore 068805 / T: +65.6220.2068 / M: +65.9271.6191 / F: +65-6220.2026 / www.ttk.sg / sales@ttk.sg
- **TTK Asia Ltd.** / 2107-2108 Kai Tak Commercial Building / 317 Des Voeux Road Central / Hongkong / T: +852.2858.7128 / F: +852.2858.8428 / www.ttkasia.com / info@ttkasia.com
- **TTK Middle East FZCO** / Building 6EA, Office 510 PO Box 54925 / Dubai Airport Free Zone / UAE / T: +971 4 70 17 553 / M: +971 50 259 66 29 / www.ttkuk.com / cgalniche@ttk.fr
- **TTK Deutschland GmbH** / Berner Strasse 34 / 60437 Frankfurt / Deutschland / T : +49(0)69-95005630 / F : +49(0)69-95005640 / www.ttk-gmbh.de / vertrieb@ttk-gmbh.de
- **TTK North America Inc** / 1730 St Laurent Boulevard Suite 800 / Ottawa, ON, K1G 5L1 / Canada / T : +1 613 566 5968 / www.ttkcanada.com / info@ttkcanada.com
- **Thomas Sales & Marketing Inc. TTK Master Distributor For USA** / 7200 W 66th St / Bedford Park, IL 60638 / The United States / T: +1 630-518-4724 / www.ttkusa.com / dmolk@ttkusa.com