




## TMW-2 Small Tank Applications

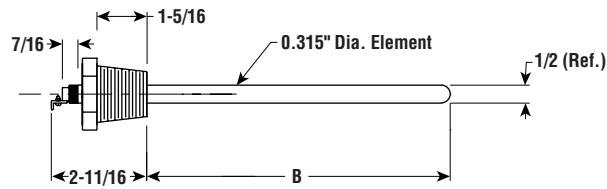
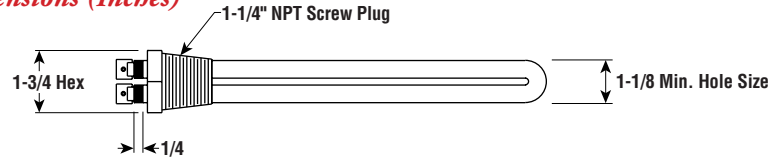
- 1-1/4" NPT Brass Screw Plug
- Copper Sheath Element
- 64 - 86 W/In<sup>2</sup>
- 750 - 5,000 Watts
- 120 and 240 Volt, Single Phase
- Without Terminal Cover
- Without Thermowell

### Application

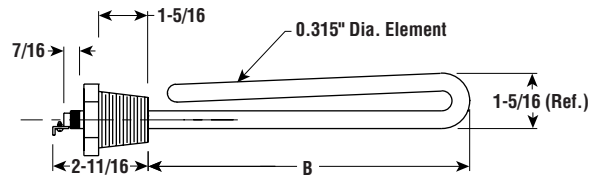
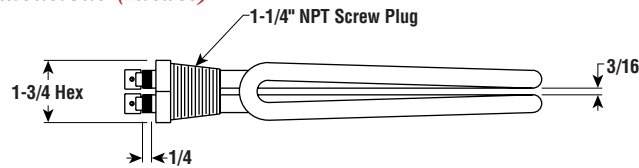
- Clean Water Heating



*Dimensions (Inches)*



*Dimensions (Inches)*



### Specifications and Ordering Information

Watts	Volts	Phase	W/In <sup>2</sup>	DIM B (In.)	Model	Stock	PCN	Wt. (Lbs.)
<b>Straight Element</b>								
750	120	1	64	6-1/8	TMW-207A	AS	139150	0.5
750	240	1	64	6-1/8	TMW-207A	AS	139168	0.5
1,000	120	1	85	6-1/8	TMW-210A	AS	139176	0.5
1,000	240	1	85	6-1/8	TMW-210A	AS	139184	0.5
1,250	120	1	82	7-7/8	TMW-212A	AS	139192	1
1,250	240	1	82	7-7/8	TMW-212A	AS	139205	1
1,500	120	1	86	9-1/16	TMW-215A	S	139213	1.25
1,500	240	1	86	9-1/16	TMW-215A	S	139221	1.25
<b>Foldback Element</b>								
2,000	120	1	85	6-5/8	TMW-220A	S	139230	1.5
2,000	240	1	85	6-5/8	TMW-220A	S	139248	1.5
2,500	240	1	80	8-1/2	TMW-225A	S	139264	2
3,000	240	1	78	10-3/16	TMW-230A	S	139280	2.25
4,000	240	1	77	13-9/16	TMW-240A	S	139299	2.5
5,000	240	1	76	16-15/16	TMW-250A	S	139301	3
<b>Stock Status:</b> S = stock AS = assembly stock NS = non-stock <b>To Order</b> —Specify model, volts, phase, watts, PCN and quantity.								

SCREW PLUG