

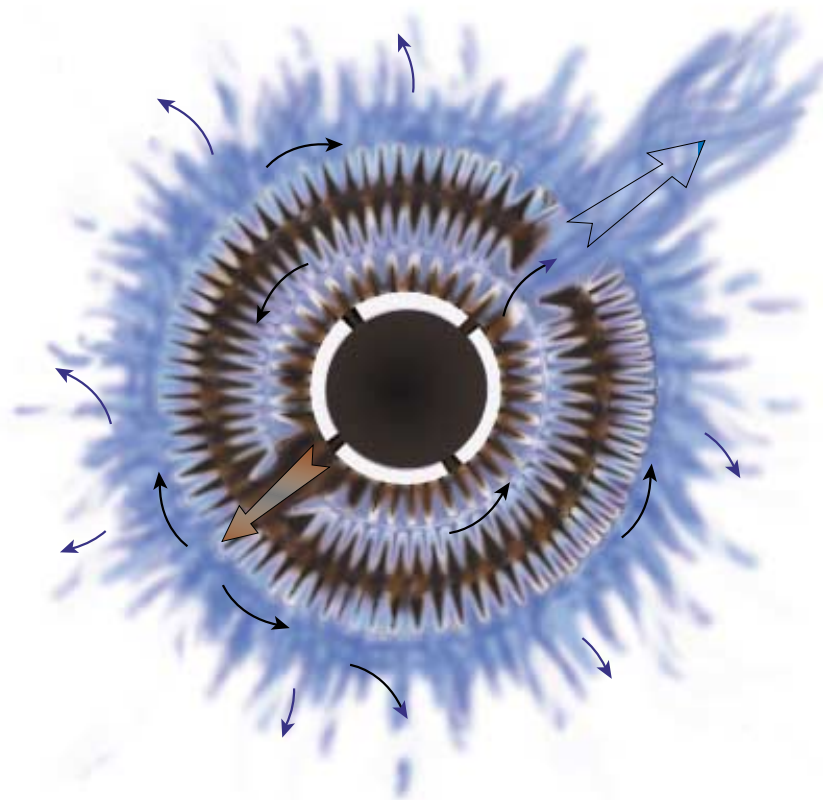
R Platinum 500 ABSOLUTE-RATED Bag-Sized Cartridges Maximum dirt-holding capacity

Our line of Platinum absolute-rated bag-sized filter cartridges offer maximum dirt holding capacity coupled with micron retention ratings to 0.5 at 99.98% efficiency.

Features

- 85 sq. ft. of surface area
- 12 lbs. (approx.) of dirt carrying capacity
- Rated 0.5 micron to 70 micron @ β 5000 or 99.98% efficiency
- Flow rates to 50 gpm.
- 6.25-inch diameter and 24-inch length
- Fits into standard Rosedale Model 8, Polypropylene, and Multi-cartridge housings (See pages 1 and 2 for housing information)

These elements are manufactured in a unique patented pleat arrangement (U.S. Patent No. 5824232) that optimizes its physical size and maximizes effective surface area. Flow channels distribute a steady flow into the element. Pre-filtration and final filtration layers provide high efficiency. A low fluid flux rate maximizes dirt containment. This means element life is extended and productivity is increased, resulting in fewer cartridge change-outs less labor and lower




replacement costs. With the Platinum 700, cartridge change-out is completed in minutes. (See the Cost Analysis chart for comparison.)

Design Details

This design uses only the highest quality materials and most advanced manufacturing processes. The element fits into standard size 2 baskets and functions similar to a bag (flowing inside to outside). The end caps are heat sealed for high efficiency performance. The o-ring seal insures sealing and eliminates bypass.

Dirt Holding Capacity

(Platinum Series #2 bag)



R How To Order

Build an ordering code as shown in the example.

500 Series **Example: PS - 520 - P241**

PLATINUM SERIES = PS

MICRON RATING (99.98%)

0.5 Micron	= 520
2 Micron	= 521
5 Micron	= 523
10 Micron	= 525
20 Micron	= 527
40 Micron	= 528
70 Micron	= 529

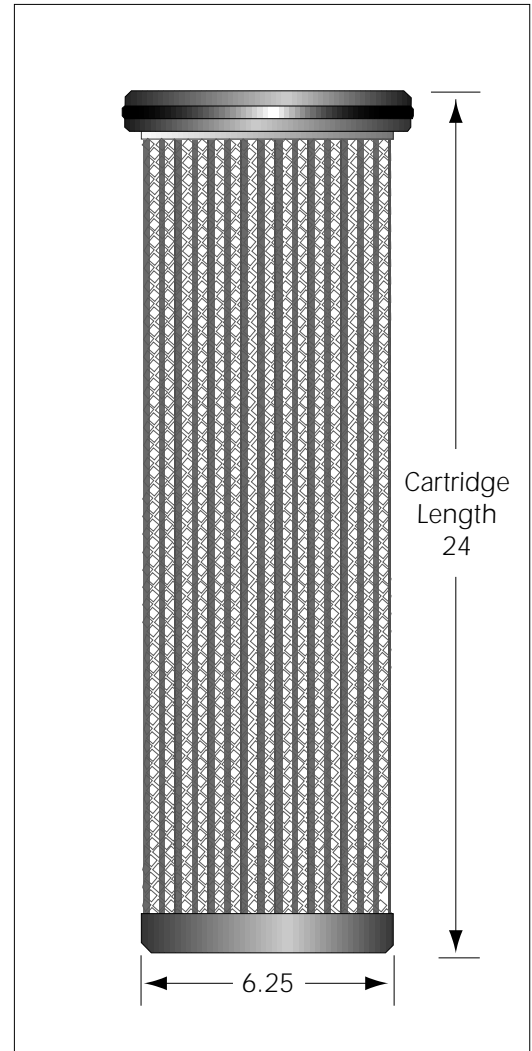
FILTER MEDIA

Polypropylene	= P
Glass	= G
Polyester	= R
Cellulose	= C

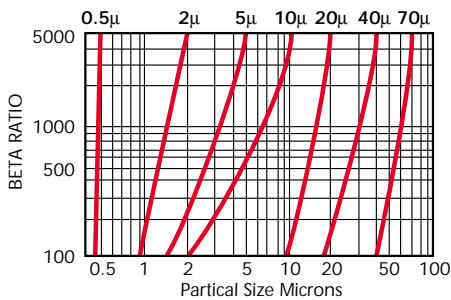
LENGTH & SEAL *

Length (24" OAL)	= 241
Seal-1 (EPR Seal)	

*Other seal materials available upon request



Rosedale BETA Curves



The Beta Ratio (β) at a given particle size can be correlated to the filter efficiency at that particle size according to the following formula:

$$\text{Filter Efficiency (\%)} = \frac{(\beta - 1)}{\beta} \times 100\%$$

Beta Ratio (β)	100	1000	5000
Filter Efficiency (%)	99.00	99.90	99.98

Each filter element will have a different Beta Ratio for every specified particle size. The determination of a variety of Beta values for the same filter provides a filter efficiency profile commonly referred to as a Beta Curve.

Flow Rate Vs. ΔP

