


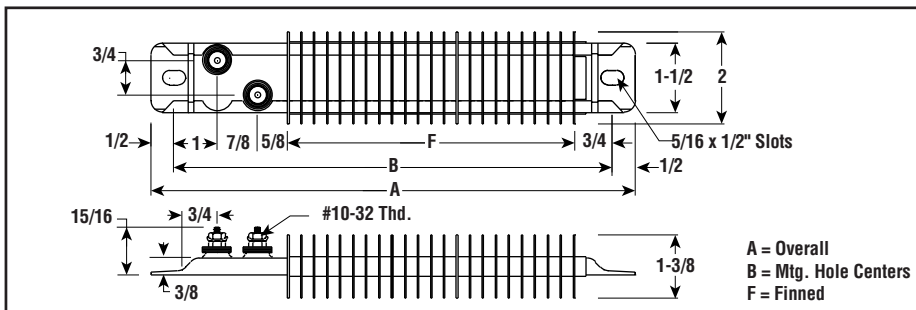
## OTF

### Finstrip® Air Heater



- Rust-Resisting Iron or Chrome Steel Sheath
- 250 - 4,150 Watts
- 120 and 240 Volt
- Single Phase
- 225 - 565°F Max. Work Temp.
- 1-1/2" Strip with Fins 2" Wide

#### Dimensions (Inches)



#### Specifications and Ordering Information

#### Applications

- Mount across Air Stream within Forced Air Ducts
- Use in Dryers, Ovens and other Process Air Heating Equipment
- Comfort Heating in Ducts, Load Banks and Humidity Controls
- Many Air Blast and Convection requirements can be accommodated by the wide range of lengths, wattages and watt densities available.

#### Application & Selection Guidelines

**Maximum Work Temperatures** — Finstrip® elements can generally be used in the applications above, at maximum temperatures, without exceeding their capability, if properly installed according to instructions packed with heater.

Air Velocity (Ft./Sec.)	Max. Outlet Air Temp. (°F)	
	Iron Sheath	Chrome Steel Sheath
Free Air	225	315
16	460	565

**Note** — Maximum temperatures are based on 15 W/In<sup>2</sup> density for iron sheath and 20 W/In<sup>2</sup> density for chrome steel sheath. If elements have a lower watt density, work temperature may be increased; if watt density is higher, work temperature should be lower.


See Allowable Watt Density & Finstrip® Heater Selection Graphs G-107S and G-108S in the Technical section of this catalog.

Watts	W/In <sup>2</sup>	Volts	Dimensions (In.)			Model	Stock	PCN	Wt. (Lbs.)
			A	B	F				
<b>Rust-Resisting Iron Sheath — for Max. Sheath Temp. to 750°F</b>									
250	11	120	10-1/2	9-1/2	6-1/4	OTF-10	S	128004	2
350	15	120	10-1/2	9-1/2	6-1/4	OTF-10	S	128012	2
600	26	120	10-1/2	9-1/2	6-1/4	OTF-10	S	128020	2
250	11	240	10-1/2	9-1/2	6-1/4	OTF-10	S	128039	2
350	15	240	10-1/2	9-1/2	6-1/4	OTF-10	S	128047	2
600	26	240	10-1/2	9-1/2	6-1/4	OTF-10	S	128055	2
500	18	120	12	11	7-3/4	OTF-12	S	128063	2
750	27	120	12	11	7-3/4	OTF-12	S	128071	2
250	9	240	12	11	7-3/4	OTF-12	S	128080	2
500	18	240	12	11	7-3/4	OTF-12	S	128098	2
750	27	240	12	11	7-3/4	OTF-12	S	128100	2
900	24	120	14	13	9-3/4	OTF-14	S	128119	2
500	13	240	14	13	9-3/4	OTF-14	S	128127	2
900	24	240	14	13	9-3/4	OTF-14	S	128135	2
325	8	120	15-1/4	14-1/4	11	OTF-15	S	128143	3
1,000	25	120	15-1/4	14-1/4	11	OTF-15	S	128151	3
1,000	25	240	15-1/4	14-1/4	11	OTF-15	S	128160	3
500	10	120	17-7/8	16-7/8	13-5/8	OTF-18	S	128178	3
1,000	20	120	17-7/8	16-7/8	13-5/8	OTF-18	S	128186	3
1,300	26	120	17-7/8	16-7/8	13-5/8	OTF-18	S	128194	3
500	10	240	17-7/8	16-7/8	13-5/8	OTF-18	S	128207	3
1,000	20	240	17-7/8	16-7/8	13-5/8	OTF-18	S	128215	3
1,300	26	240	17-7/8	16-7/8	13-5/8	OTF-18	S	128223	3
1,000	17	240	19-1/2	18-1/2	15-1/4	OTF-19	S	128240	3
1,500	26	120	19-1/2	18-1/2	15-1/4	OTF-19	S	128231	3
1,500	26	240	19-1/2	18-1/2	15-1/4	OTF-19	S	128258	3
1,000	16	240	21	20	16-3/4	OTF-21	S	128266	3
1,550	26	240	21	20	16-3/4	OTF-21	S	128274	3
750	10	240	23-3/4	22-3/4	19-1/2	OTF-24	S	128282	4
1,000	14	240	23-3/4	22-3/4	19-1/2	OTF-24	S	128290	4
1,800	25	240	23-3/4	22-3/4	19-1/2	OTF-24	S	128303	4
1,250	16	240	25-1/2	24-1/2	21-1/4	OTF-25	NS	128602	4
2,000	26	240	25-1/2	24-1/2	21-1/4	OTF-25	S	128610	4
700	8	120	26-3/4	25-3/4	22-1/2	OTF-26	NS	128629	4
700	8	240	26-3/4	25-3/4	22-1/2	OTF-26	NS	128637	4
1,350	16	240	26-3/4	25-3/4	22-1/2	OTF-26	S	128645	4
2,000	24	240	26-3/4	25-3/4	22-1/2	OTF-26	NS	128653	4
1,500	16	240	30-1/2	29-3/8	25-1/4	OTF-30	S	128952	4
2,350	25	240	30-1/2	29-3/8	25-1/4	OTF-30	S	128670	4
1,000	9	240	35-7/8	34-7/8	30-5/8	OTF-36	S	128688	5
1,800	16	240	35-7/8	34-7/8	30-5/8	OTF-36	NS	128696	5
2,850	26	240	35-7/8	34-7/8	30-5/8	OTF-36	NS	128709	5
2,000	16	240	38-1/2	37-5/8	33-1/4	OTF-38	S	128960	5
3,100	25	120	38-1/2	37-5/8	33-1/4	OTF-38	NS	128717	5
3,100	25	240	38-1/2	37-5/8	33-1/4	OTF-38	S	128725	5
3,450	26	240	42-1/2	41-3/8	37-1/4	OTF-43	S	128733	6

## OTF

### Finstrip® Air Heater

(cont'd.)



#### Features

**Durability** is assured by rugged Chromalox strip heater with locked-on aluminized steel fins.

**Rapid Heat Transfer** to air from large finned area.

**Large Selection** of lengths, wattages and watt densities.

#### Options

**Secondary Insulation Bushings** are needed at each end of Finstrip® elements when connected in series on line voltages 300V and above. To accommodate bushings, a 17/32 x 11/16" mounting hole in tabs should be specified for elements. A secondary bushing set (PCN 255716) should be specified. Each set includes two bushings and hardware for one heater.

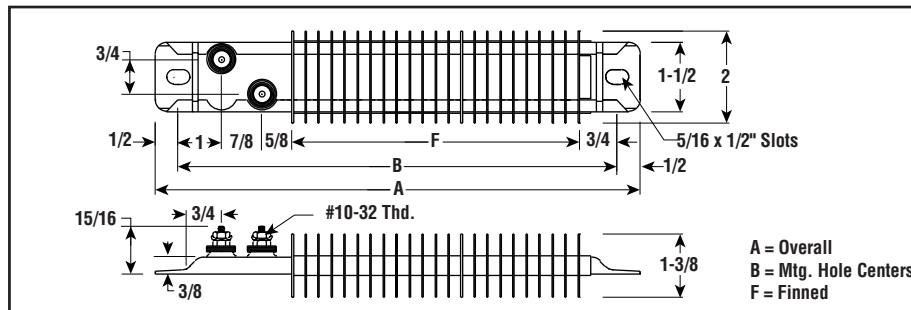
**Removable Terminal Covers (OT-AC-1)** — Shipped unassembled (PCN 129242).

**Ceramic Post Terminal Insulators** — Nickel plated steel hardware (PCN 259805). Stainless Steel hardware (PCN 255732).

**Extra Long Finstrips** — Available in 48, 54, 64 or 72" length.

**MONEL® Sheath and Fins** — Contact your Local Chromalox Sales office for price and availability.

#### Dimensions (Inches)



#### Specifications and Ordering Information

Watts	W/In <sup>2</sup>	Volts	Dimensions (In.)			Model	Stock	PCN	Wt. (Lbs.)
			A	B	F				
<b>Chrome Steel Sheath — for Max. Sheath Temp. to 950°F</b>									
475	21	120	10-1/2	9-1/2	6-1/4	OTF-100	S	128311	2
725	32	120	10-1/2	9-1/2	6-1/4	OTF-100	S	128320	2
475	21	240	10-1/2	9-1/2	6-1/4	OTF-100	S	128346	2
350	15	240	10-1/2	9-1/2	6-1/4	OTF-100	S	128338	2
725	32	240	10-1/2	9-1/2	6-1/4	OTF-100	S	128354	2
700	25	120	12	11	7-3/4	OTF-120	S	128362	2
900	32	120	12	11	7-3/4	OTF-120	S	128370	2
700	25	240	12	11	7-3/4	OTF-120	S	128389	2
900	32	240	12	11	7-3/4	OTF-120	S	128397	2
750	21	120	14	13	9-3/4	OTF-140	S	128400	2
1,100	31	120	14	13	9-3/4	OTF-140	S	128418	2
750	21	240	14	13	9-3/4	OTF-140	S	128426	2
1,100	31	240	14	13	9-3/4	OTF-140	S	128433	2
850	20	240	15-1/4	14-1/4	11	OTF-150	S	128442	3
1,250	30	240	15-1/4	14-1/4	11	OTF-150	S	128450	3
750	15	240	17-7/8	16-7/8	13-5/8	OTF-180	S	128469	3
1,000	20	240	17-7/8	16-7/8	13-5/8	OTF-180	S	128477	3
1,550	31	240	17-7/8	16-7/8	13-5/8	OTF-180	S	128485	3
1,000	18	208	19-1/2	18-1/2	15-1/4	OTF-190	S	128493	3
1,000	18	240	19-1/2	18-1/2	15-1/4	OTF-190	S	128506	3
1,250	23	240	19-1/2	18-1/2	15-1/4	OTF-190	S	128514	3
1,700	31	240	19-1/2	18-1/2	15-1/4	OTF-190	S	128522	3
1,250	20	240	21	20	16-3/4	OTF-210	S	128549	3
750	12	240	21	20	16-3/4	OTF-210	S	128530	3
1,900	30	240	21	20	16-3/4	OTF-210	S	128557	3
2,200	31	240	23-3/4	22-3/4	19-1/2	OTF-240	S	128581	4
1,000	14	240	23-3/4	22-3/4	19-1/2	OTF-240	S	128565	4
1,450	20	240	23-3/4	22-3/4	19-1/2	OTF-240	S	128573	4
1,500	19	240	25-1/2	24-1/2	21-1/4	OTF-250	S	128750	4
2,400	30	240	25-1/2	24-1/2	21-1/4	OTF-250	S	128768	4
1,600	19	240	26-3/4	25-3/4	22-1/2	OTF-260	S	128776	4
2,500	30	240	26-3/4	25-3/4	22-1/2	OTF-260	S	128784	4
1,800	19	240	30-1/2	29-3/8	25-1/4	OTF-300	S	128792	4
2,800	30	240	30-1/2	29-3/8	25-1/4	OTF-300	S	128805	4
2,100	20	240	33-1/2	32-3/8	28-1/4	OTF-330	S	128944	5
3,150	30	120	33-1/2	32-3/8	28-1/4	OTF-330	NS	128813	5
3,150	30	240	33-1/2	32-3/8	28-1/4	OTF-330	S	128821	5
1,500	13	240	35-7/8	34-7/8	30-5/8	OTF-360	S	128830	5
2,300	20	240	35-7/8	34-7/8	30-5/8	OTF-360	S	128848	5
3,450	30	240	35-7/8	34-7/8	30-5/8	OTF-360	S	128856	5
2,450	20	240	38-1/2	37-3/8	33-1/4	OTF-380	S	128864	5
3,600	30	240	38-1/2	37-3/8	33-1/4	OTF-380	S	128872	5
4,150	30	240	42-1/2	41-3/8	37-1/4	OTF-430	S	128880	6
2,250	15	240	48	47	42-3/4	OTF-480	S	128979	8

**Stock Status:** S = stock AS = assembly stock NS = non-stock  
**To Order**—Specify model, PCN, watts, volts and quantity.