
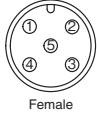




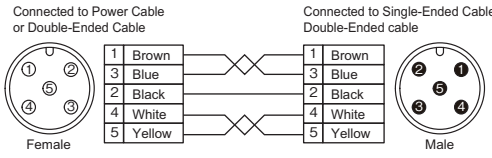
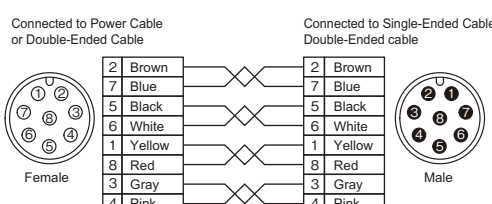
### Accessories (Sold separately)

#### Single-ended Connector Cable


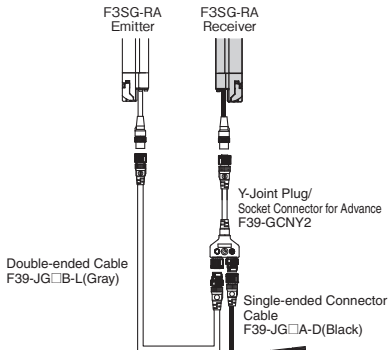
Appearance	Type	Cable length	Specifications	Model																							
	For emitter M12 connector (5-pin), 5 wires Color: Gray	3 m	 <table border="1"> <tr><td>1</td><td>+24 VDC</td><td>Brown</td></tr> <tr><td>2</td><td>TEST</td><td>Black</td></tr> <tr><td>3</td><td>0 VDC</td><td>Blue</td></tr> <tr><td>4</td><td>Not used</td><td>White</td></tr> <tr><td>5</td><td>Not used</td><td>Yellow</td></tr> </table>	1	+24 VDC	Brown	2	TEST	Black	3	0 VDC	Blue	4	Not used	White	5	Not used	Yellow	F39-JG3A-L								
		1		+24 VDC	Brown																						
		2		TEST	Black																						
		3		0 VDC	Blue																						
		4		Not used	White																						
	5	Not used	Yellow																								
	7 m	F39-JG7A-L																									
	10 m	F39-JG10A-L																									
	15 m	F39-JG15A-L																									
	20 m	F39-JG20A-L																									
For receiver M12 connector (8-pin), 8 wires Color: Black	3 m	 <table border="1"> <tr><td>1</td><td>RESET</td><td>Yellow</td></tr> <tr><td>2</td><td>+24 VDC</td><td>Brown</td></tr> <tr><td>3</td><td>MUTE A</td><td>Gray</td></tr> <tr><td>4</td><td>MUTE B</td><td>Pink</td></tr> <tr><td>5</td><td>OSSD 1</td><td>Black</td></tr> <tr><td>6</td><td>OSSD 2</td><td>White</td></tr> <tr><td>7</td><td>0 VDC</td><td>Blue</td></tr> <tr><td>8</td><td>AUX</td><td>Red</td></tr> </table>	1	RESET	Yellow	2	+24 VDC	Brown	3	MUTE A	Gray	4	MUTE B	Pink	5	OSSD 1	Black	6	OSSD 2	White	7	0 VDC	Blue	8	AUX	Red	F39-JG3A-D
	1		RESET	Yellow																							
	2		+24 VDC	Brown																							
	3		MUTE A	Gray																							
	4		MUTE B	Pink																							
5	OSSD 1	Black																									
6	OSSD 2	White																									
7	0 VDC	Blue																									
8	AUX	Red																									
7 m	F39-JG7A-D																										
10 m	F39-JG10A-D																										
15 m	F39-JG15A-D																										
20 m	F39-JG20A-D																										

#### Double-ended Cable


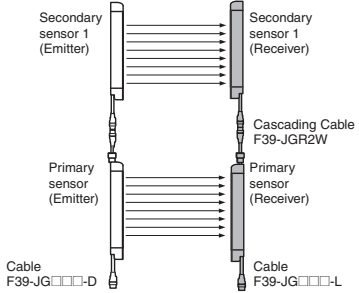
##### For cable extension and simple wiring

Appearance	Type	Cable length	Specifications	Model
	For emitter M12 connector (5-pin) on both ends Color: Gray	0.5 m		F39-JGR5B-L
		1 m		F39-JG1B-L
		3 m		F39-JG3B-L
		5 m		F39-JG5B-L
		7 m		F39-JG7B-L
		10 m		F39-JG10B-L
		15 m		F39-JG15B-L
	20 m	F39-JG20B-L		
	For receiver M12 connector (8-pin) on both ends Color: Black	0.5 m		F39-JGR5B-D
		1 m		F39-JG1B-D
3 m		F39-JG3B-D		
5 m		F39-JG5B-D		
7 m		F39-JG7B-D		
10 m	F39-JG10B-D			
15 m	F39-JG15B-D			
20 m	F39-JG20B-D			

#### Y-Joint Plug/Socket Connector for Advance type F3SG-RA

Appearance	Type	Cable length	Specifications	Model
	M12 connectors. Used for reduced wiring.	0.5 m		F39-GCNY2

#### Cascading Cable (Two cables per set, for emitter and receiver)

Appearance	Type	Cable length	Specifications	Model
	Emitter cable: Cap (5-pin), M12 connector (5-pin) Receiver cable: Cap (8-pin), M12 connector (8-pin)	0.2 m		F39-JGR2W