

Photoelectric Sensor Accessories

E39-L/E39-R/E39-S

Quick Link
D063

Mounting Brackets

- Brackets enhance mounting flexibility
- Protective mounts fortify sensors against contact damage
- Height adjustable and rotating mounts available



Mounting Brackets

Applicable sensor	Description	Bracket materials	Hardware included	Model
E3Z, E3Z-B, E3Z-L, E3Z-LS, E3Z-T	Tall L-bracket	304 stainless steel	M3x8 slotted/Phillips screws with spring and plain washers	E39-L153
	Standard L-bracket, horizontal			E39-L104
	Horizontal mounting bracket, 20-degree angle adjustability			E39-L43
	Compact vertical protective cover bracket			E39-L142
	Rear mounting vertical L-bracket			E39-L44
	Vertical protective cover bracket	304 stainless steel	M3x12 slotted/Phillips screws with spring and plain washers	E39-L98
	Short protective cover bracket, 5-degree angle adjustability			E39-L144
	Short post mount for E3S-R6 and E3S-R8	304 and XM7 stainless steel, PBT	Post, screws, nut and bolt, holder/bracket	E39-L150
	Tall post mount for E3S-R6 and E3S-R8			E39-L151
	Adjustable height and angle bracket for sensors; horizontal mounting rotates every 45 degrees			E39-L93FH
	Adjustable height and angle bracket for sensors; vertical mounting rotates every 45 degrees			E39-L93FV
	Adjustable height and angle bracket for sensors; fixed horizontal base mounting			E39-L93H
	Adjustable height and angle bracket for sensors; fixed vertical base mounting			E39-L93V
E3T	Horizontal L-bracket for E3T-S side view sensors	304 stainless steel	Not provided	E39-L116
	Vertical L-bracket for E3T-S side view sensors			E39-L117
	Vertical S-bracket for E3T-S side view sensors			E39-L118
	Vertical L-bracket for E3T-F flat sensors			E39-L119
	Vertical S-bracket for E3T-F flat sensors			E39-L120
E3F2	Mounting block for sensor, screw mount	Plastic	M5x32 bolt	Y92E-B18
	Mounting bracket for sensor, quick access type	Nickel plated brass	Not provided	Y92E-G18S
E39-R1 reflector	Mounting bracket; M5 threaded stud and nut	Iron	M5 spring washer and nut	E39-L7
E3S-C	L-bracket, vertical	304 stainless steel	M4x12 hex bolts with spring and plain washers	E39-L87
E3JK, F3C-AA, F3C-AL	L-bracket	Zinc-plated iron	M4x25 Phillips screws	E39-L40
E3JM	L-bracket	Zinc-plated iron	Not provided	E39-L53

Mounting Brackets (Continued)


Applicable sensor	Description	Bracket materials	Hardware included	Model
E3G	L-bracket for E3G-R1/E3G-L7	304 stainless steel	M4x25 slotted/Phillips screws with spring and plain washers	E39-L131
	L-bracket for rear mounting E3G-R1/E3G-L7			E39-L132
	L-bracket for E3G-MR/E3G-ML, narrow base	304 stainless steel	M4x35 slotted/Phillips screws with spring and plain washers	E39-L135
	L-bracket for E3G-MR/E3G-ML			E39-L136
E3L	L-bracket for E3L-2□4-50, E3L-2RC4	Zinc plated iron	M4x12 hex bolts with spring and plain washers	E39-L6
	L-bracket for E3L-DS50E4-50	Zinc plated iron	M4x20 hex bolts with spring and plain washers	E39-L5
E3S-A	L-bracket for horizontal sensors	304 stainless steel	M3x12 slotted/Phillips screws with spring and plain washers	E39-L69
	L-bracket for vertical sensors			E39-L70
E3C	L-bracket for E3C-1 sensing heads (use 2)	Zinc plated iron	M3x14 Phillips screws with spring and plain washers	E39-L41
	L-bracket for E3C-2 (use 2), E3C-DS10, E3C-VS1G, E3C-VS3R sensing heads	Iron, black coating	M3x10 Phillips screws with spring and plain washers	E39-L42
	L-bracket with 10 mm slot for E3C-S10	Zinc plated iron	M2.3x8 Phillips screws and spring washers	E39-L127-T1
	L-bracket with 20 mm slot for E3C-S10			E39-L127-T2
	L-bracket with 30 mm slot for E3C-S10			E39-L127-T3
E3S-B	L-bracket for horizontal sensors	Stainless steel	M3x8 slotted/Phillips screw with spring washer	E39-L71
	L-bracket for vertical sensors			E39-L72
E3HT	Mounting block for sensor, screw mount	Plastic	M4x20 bolt	Y92E-B8
E3JU	L-bracket with 90-degree angle adjustability	Iron	Not provided	E39-LU1
E3A2, E3A2-X	L-bracket	Iron	M5 hex bolts and nuts	E39-L34
E3B2	L-bracket with 10-degree angle adjustability			E39-L35
E3K	L-bracket with 90-degree angle adjustability	Iron	1/4-20 x 0.55 inch hex bolts	E39-L37
E3S-VS	L-bracket for horizontal sensors	Zinc plated iron	M4x12 hex bolts with spring and plain washers	E39-L2
	L-bracket for vertical sensors			E39-L6
E3C-V	L-bracket for sensing heads	Zinc plated iron	M3x14 Phillips screws with spring and plain washers	E39-L41
E3M-V	L-bracket with 90-degree angle adjustability	304 stainless steel	M4x25 slotted/Phillips screws with spring and plain washers	E39-L131
	L-bracket			E39-L132
E3X-NL	Bracket for E32-S15 sensing heads, 45-degree angle adjustability	430 stainless steel	Not provided	E39-L109
E3NT	Universal L-bracket	Stainless steel	M5 hex bolts with spring and plain washers	E39-EL1
	L-bracket adapter			E39-EL2
F3C-AA, F3C-AL	L-bracket	Zinc-plated iron	M4 nut	E39-L40
E3G-L	L-bracket for E3G-L□1/-L□2	304 stainless steel	M3x12 slotted/Phillips screws	E39-L139
	L-bracket for E3G-L□5/-L□6			E39-L140
E3X-DA-S, E3X-MDA	L-bracket	304 stainless steel	Not provided	E39-L143
E3X-DA-N	L-bracket			E39-L143
	L-bracket for water-resistant E3X-DA□V			E39-L148
E3X-NA	L-bracket			E39-L143
	L-bracket for water-resistant E3X-NA□V			E39-L148
E3X, E3X-NH, E3X-N, E3X-NVG	L-bracket			E39-L143

Mounting Brackets (Continued)






Applicable sensor	Description	Bracket materials	Hardware included	Model
E3S-X3	L-bracket	Zinc plated iron	M4x12 hex bolts with spring and plain washers	E39-L6
E3S-R	L-bracket for horizontal sensors E3S-RS30 and E3S-R1			304 stainless steel
	L-bracket for vertical sensors E3S-RS30 and E3S-R1	E39-L6		
	L-bracket for horizontal E3S-R1 and E3S-R3	304 stainless steel	M3x12 slotted/Phillips screws with spring and plain washers	E39-L69
	L-bracket for vertical E3S-R1 and E3S-R3			E39-L70
	Horizontal protective cover bracket for E3S-R1 and E3S-R3	304 stainless steel	M3x12 slotted/Phillips screws with spring and plain washers	E39-L97
	Vertical protective cover bracket for E3S-R6 and E3S-R8			E39-L98
	Adjustable height and angle bracket for E3S-R1/R3/R6/R8 sensors; horizontal mounting rotates every 45 degrees	304 and XM7 stainless steel, PBT	Post, screws, nut and bolt, holder/bracket	E39-L93FH
	Adjustable height and angle bracket for E3S-R1/R3/R6/R8 sensors; vertical mounting rotates every 45 degrees			E39-L93FV
	Adjustable height and angle bracket for E3S-R1/R3/R6/R8 sensors; fixed horizontal base mounting			E39-L93H
	Adjustable height and angle bracket for E3S-R1/R3/R6/R8 sensors; fixed vertical base mounting			E39-L93V
	Short post mount for E3S-R6 and E3S-R8			E39-L150
Tall post mount for E3S-R6 and E3S-R8	E39-L151			
E3S-CR62/66	L-bracket	304 stainless steel	M4x12 hex bolts with spring and plain washers	E39-L87
E3S-CD63/68	L-bracket, ±20 degree angle adjustment			E39-L113
F3UV	L-bracket for F3UV-A amplifier	304 stainless steel	M3x25 slotted/Phillips screws, plain washer	F39-L9
E3C-T1	L-bracket for amplifier	304 stainless steel	Not provided	E39-L143

Reflectors







- Corner cube reflectors return maximum light back to the sensor receiver
- Reflectors extend or shorten sensing distance to match installation needs
- Hard acrylic reflectors are backed by ABS plastic
- Easy-to-apply, adhesive-backed reflectors are ultra-thin to save space





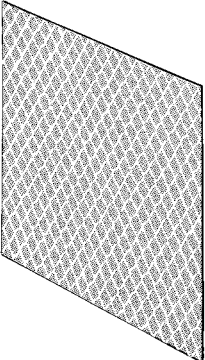


Hard Acrylic Reflectors

Appearance	Dimensions H x W x D mm	Compatible sensors	Directional angle	Model
	59.9 x 40.3 x 7.5	E3Z, E3F2, E3JK, E3JM, E3S-CR, E3S-A, E3G, E3S-R	30° min.; 40° with E3JK-R and E3JM-R	E39-R1 E39-R1S
	59.9 H x 80.8 W x 7.5 D	E3Z, E3F2, E3JK, E3JM, E3S-CR, E3G	30° min.; 40° with E3G-R	E39-R2
	38 H x 22.5 W x 11 D	E3Z, E3JK, E3JM, E3S-CR, E3S-A	30° min.	E39-R3
	23 H x 13.7 W x 4.9 D	E3T, E3S-CR, E3S-A	2° to 20° min.	E39-R4
	50 x 40 x 4.8	E3S-CR62/E3S-CR68	30° min.	E39-R6

Hard Acrylic Reflectors (Continued)

Appearance	Dimensions H x W x D mm	Compatible sensors	Directional angle	Model
	84 dia. x 7.4	E3F2	30° min.	E39-R7
	100 x 100 x 9	E3F2	30° min.	E39-R8
	42.3 H x 30.9 W x 8 D	E3Z	30° min.	E39-R9
	61.4 H x 51.6 W x 8 D	E3Z	30° min.	E39-R10
	23 H x 13.7 W x 1.1 D	E3T	30° min.	E39-R37
	84.5 x 84.5 x 8.7	E3F2	30° min.	E39-R40

Adhesive-Backed Tape Reflectors

Appearance	Dimensions H x W x D mm	Compatible sensors	Directional angle	Model
	10 H x 35 W x 0.6 D	E3Z, E3JK, E3JM	30° min.	E39-RS1
	35 H x 40 W x 0.6 D	E3Z, E3JK, E3JM	30° min.	E39-RS2
	70 H x 80 W x 0.6 D	E3Z, E3F2, E3JK, E3JM	30° min.	E39-RS3
	10 x 35 x 0.7	E3F2, E3S-CR, E3S-A	30° min.	E39-RSA
	35 x 40 x 0.7	E3F2, E3S-CR, E3S-A	30° min.	E39-RSB

Terms and Conditions of Sale

- Offer; Acceptance.** These terms and conditions (these "Terms") are deemed part of all quotes, agreements, purchase orders, acknowledgments, price lists, catalogs, manuals, brochures and other documents, whether electronic or in writing, relating to the sale of products or services (collectively, the "Products") by Omron Electronics LLC and its subsidiary companies ("Omron"). Omron objects to any terms or conditions proposed in Buyer's purchase order or other documents which are inconsistent with, or in addition to, these Terms.
- Prices; Payment Terms.** All prices stated are current, subject to change without notice by Omron. Omron reserves the right to increase or decrease prices on any unshipped portions of outstanding orders. Payments for Products are due net 30 days unless otherwise stated in the invoice.
- Discounts.** Cash discounts, if any, will apply only on the net amount of invoices sent to Buyer after deducting transportation charges, taxes and duties, and will be allowed only if (i) the invoice is paid according to Omron's payment terms and (ii) Buyer has no past due amounts.
- Interest.** Omron, at its option, may charge Buyer 1-1/2% interest per month or the maximum legal rate, whichever is less, on any balance not paid within the stated terms.
- Orders.** Omron will accept no order less than \$200 net billing.
- Governmental Approvals.** Buyer shall be responsible for, and shall bear all costs involved in, obtaining any government approvals required for the importation or sale of the Products.
- Taxes.** All taxes, duties and other governmental charges (other than general real property and income taxes), including any interest or penalties thereon, imposed directly or indirectly on Omron or required to be collected directly or indirectly by Omron for the manufacture, production, sale, delivery, importation, consumption or use of the Products sold hereunder (including customs duties and sales, excise, use, turnover and license taxes) shall be charged to and remitted by Buyer to Omron.
- Financial.** If the financial position of Buyer at any time becomes unsatisfactory to Omron, Omron reserves the right to stop shipments or require satisfactory security or payment in advance. If Buyer fails to make payment or otherwise comply with these Terms or any related agreement, Omron may (without liability and in addition to other remedies) cancel any unshipped portion of Products sold hereunder and stop any Products in transit until Buyer pays all amounts, including amounts payable hereunder, whether or not then due, which are owing to it by Buyer. Buyer shall in any event remain liable for all unpaid accounts.
- Cancellation; Etc.** Orders are not subject to rescheduling or cancellation unless Buyer indemnifies Omron against all related costs or expenses.
- Force Majeure.** Omron shall not be liable for any delay or failure in delivery resulting from causes beyond its control, including earthquakes, fires, floods, strikes or other labor disputes, shortage of labor or materials, accidents to machinery, acts of sabotage, riots, delay in or lack of transportation or the requirements of any government authority.
- Shipping; Delivery.** Unless otherwise expressly agreed in writing by Omron:
 - Shipments shall be by a carrier selected by Omron; Omron will not drop ship except in "break down" situations.
 - Such carrier shall act as the agent of Buyer and delivery to such carrier shall constitute delivery to Buyer;
 - All sales and shipments of Products shall be FOB shipping point (unless otherwise stated in writing by Omron), at which point title and risk of loss shall pass from Omron to Buyer; provided that Omron shall retain a security interest in the Products until the full purchase price is paid;
 - Delivery and shipping dates are estimates only; and
 - Omron will package Products as it deems proper for protection against normal handling and extra charges apply to special conditions.
- Claims.** Any claim by Buyer against Omron for shortage or damage to the Products occurring before delivery to the carrier must be presented in writing to Omron within 30 days of receipt of shipment and include the original transportation bill signed by the carrier noting that the carrier received the Products from Omron in the condition claimed.
- Warranties.** (a) **Exclusive Warranty.** Omron's exclusive warranty is that the Products will be free from defects in materials and workmanship for a period of twelve months from the date of sale by Omron (or such other period expressed in writing by Omron). Omron disclaims all other warranties, express or implied. (b) **Limitations.** OMRON MAKES NO WARRANTY OR REPRESENTATION, EXPRESS OR IMPLIED, ABOUT NON-INFRINGEMENT, MERCHANTABILITY OR FITNESS FOR A PARTICULAR PURPOSE OF THE PRODUCTS. BUYER ACKNOWLEDGES THAT IT ALONE HAS DETERMINED THAT THE PRODUCTS WILL SUITABLY MEET THE REQUIREMENTS OF THEIR INTENDED USE. Omron further disclaims all warranties and responsibility of any type for claims or expenses based on infringement by the Products or otherwise of any intellectual property right. (c) **Buyer Remedy.** Omron's sole obligation hereunder shall be, at Omron's election, to (i) replace (in the form originally shipped with Buyer responsible for labor charges for removal or replacement thereof) the non-complying Product, (ii) repair the non-complying Product, or (iii) repay or credit Buyer an amount equal to the purchase price of the non-complying Product; provided that in no event shall Omron be responsible for warranty, repair, indemnity or any other claims or expenses regarding the Products unless Omron's analysis confirms that the Products were properly handled, stored, installed and maintained and not subject to contamination, abuse, misuse or inappropriate modification. Return of any Products by Buyer must be approved in writing by Omron before shipment. Omron Companies shall not be liable for the suitability or unsuitability or the results from the use of Products in combination with any electrical or electronic components, circuits, system assemblies or any other materials or substances or environments. Any advice, recommendations or information given orally or in writing, are not to be construed as an amendment or addition to the above warranty. See <http://oeweb.omron.com> or contact your Omron representative for published information.
- Limitation on Liability; Etc.** OMRON COMPANIES SHALL NOT BE LIABLE FOR SPECIAL, INDIRECT, INCIDENTAL, OR CONSEQUENTIAL DAMAGES, LOSS OF PROFITS OR PRODUCTION OR COMMERCIAL LOSS IN ANY WAY CONNECTED WITH THE PRODUCTS, WHETHER SUCH CLAIM IS BASED IN CONTRACT, WARRANTY, NEGLIGENCE OR STRICT LIABILITY. Further, in no event shall liability of Omron Companies exceed the individual price of the Product on which liability is asserted.
- Indemnities.** Buyer shall indemnify and hold harmless Omron Companies and their employees from and against all liabilities, losses, claims, costs and expenses (including attorney's fees and expenses) related to any claim, investigation, litigation or proceeding (whether or not Omron is a party) which arises or is alleged to arise from Buyer's acts or omissions under these Terms or in any way with respect to the Products. Without limiting the foregoing, Buyer (at its own expense) shall indemnify and hold harmless Omron and defend or settle any action brought against such Companies to the extent based on a claim that any Product made to Buyer specifications infringed intellectual property rights of another party.
- Property; Confidentiality.** Any intellectual property in the Products is the exclusive property of Omron Companies and Buyer shall not attempt to duplicate it in any way without the written permission of Omron. Notwithstanding any charges to Buyer for engineering or tooling, all engineering and tooling shall remain the exclusive property of Omron. All information and materials supplied by Omron to Buyer relating to the Products are confidential and proprietary, and Buyer shall limit distribution thereof to its trusted employees and strictly prevent disclosure to any third party.
- Export Controls.** Buyer shall comply with all applicable laws, regulations and licenses regarding (i) export of products or information; (ii) sale of products to "forbidden" or other proscribed persons; and (iii) disclosure to non-citizens of regulated technology or information.
- Miscellaneous.** (a) **Waiver.** No failure or delay by Omron in exercising any right and no course of dealing between Buyer and Omron shall operate as a waiver of rights by Omron. (b) **Assignment.** Buyer may not assign its rights hereunder without Omron's written consent. (c) **Law.** These Terms are governed by the law of the jurisdiction of the home office of the Omron company from which Buyer is purchasing the Products (without regard to conflict of law principles). (d) **Amendment.** These Terms constitute the entire agreement between Buyer and Omron relating to the Products, and no provision may be changed or waived unless in writing signed by the parties. (e) **Severability.** If any provision hereof is rendered ineffective or invalid, such provision shall not invalidate any other provision. (f) **Setoff.** Buyer shall have no right to set off any amounts against the amount owing in respect of this invoice. (g) **Definitions.** As used herein, "including" means "including without limitation"; and "Omron Companies" (or similar words) mean Omron Corporation and any direct or indirect subsidiary or affiliate thereof.

Certain Precautions on Specifications and Use

- Suitability of Use.** Omron Companies shall not be responsible for conformity with any standards, codes or regulations which apply to the combination of the Product in the Buyer's application or use of the Product. At Buyer's request, Omron will provide applicable third party certification documents identifying ratings and limitations of use which apply to the Product. This information by itself is not sufficient for a complete determination of the suitability of the Product in combination with the end product, machine, system, or other application or use. Buyer shall be solely responsible for determining appropriateness of the particular Product with respect to Buyer's application, product or system. Buyer shall take application responsibility in all cases but the following is a non-exhaustive list of applications for which particular attention must be given:
 - Outdoor use, uses involving potential chemical contamination or electrical interference, or conditions or uses not described in this document.
 - Use in consumer products or any use in significant quantities.
 - Energy control systems, combustion systems, railroad systems, aviation systems, medical equipment, amusement machines, vehicles, safety equipment, and installations subject to separate industry or government regulations.
 - Systems, machines and equipment that could present a risk to life or property. Please know and observe all prohibitions of use applicable to this Product.

NEVER USE THE PRODUCT FOR AN APPLICATION INVOLVING SERIOUS RISK TO LIFE OR PROPERTY OR IN LARGE QUANTITIES WITHOUT ENSURING THAT THE SYSTEM AS A WHOLE HAS BEEN DESIGNED TO ADDRESS THE RISKS, AND THAT THE OMRON'S PRODUCT IS PROPERLY RATED AND INSTALLED FOR THE INTENDED USE WITHIN THE OVERALL EQUIPMENT OR SYSTEM.
- Programmable Products.** Omron Companies shall not be responsible for the user's programming of a programmable Product, or any consequence thereof.
- Performance Data.** Data presented in Omron Company websites, catalogs and other materials is provided as a guide for the user in determining suitability and does not constitute a warranty. It may represent the result of Omron's test conditions, and the user must correlate it to actual application requirements. Actual performance is subject to the Omron's Warranty and Limitations of Liability.
- Change in Specifications.** Product specifications and accessories may be changed at any time based on improvements and other reasons. It is our practice to change part numbers when published ratings or features are changed, or when significant construction changes are made. However, some specifications of the Product may be changed without any notice. When in doubt, special part numbers may be assigned to fix or establish key specifications for your application. Please consult with your Omron's representative at any time to confirm actual specifications of purchased Product.
- Errors and Omissions.** Information presented by Omron Companies has been checked and is believed to be accurate; however, no responsibility is assumed for clerical, typographical or proofreading errors or omissions.

Complete "Terms and Conditions of Sale" for product purchase and use are on Omron's website at www.omron.com/oei – under the "About Us" tab, in the Legal Matters section.

ALL DIMENSIONS SHOWN ARE IN MILLIMETERS.

To convert millimeters into inches, multiply by 0.03937. To convert grams into ounces, multiply by 0.03527.



OMRON ELECTRONICS LLC

1 Commerce Drive
Schaumburg, IL 60173
Tel: 847.843.7900

For U.S. technical support or other inquiries: 800.556.6766

OMRON CANADA, INC.

885 Milner Avenue
Toronto, Ontario M1B 5V8
Tel: 416.286.6465

MEXICO SALES OFFICES

Mexico, D.F. 555.660.3144
Ciudad Juárez 656.623.7083
Monterrey, N.L. 818.377.4281
Querétaro 442.135.4510

BRAZIL SALES OFFICE

Sao Paulo 55.11.2101.6310

ARGENTINA SALES OFFICE

Cono Sur 54.114.787.1129

CHILE SALES OFFICE

Santiago 562.206.4592

OTHER LATIN AMERICAN SALES

Florida 954.227.2121

OMRON ON-LINE

Global -

www.omron.com

USA -

www.omron.com/oei

Canada -

www.omron.ca

Brazil -

www.omron.com.br

Latin America -

www.espanol.omron.com