


Key-type Selector Switch

A165K

Separate Construction with Cylindrical 16-dia. Body




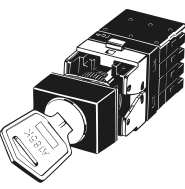
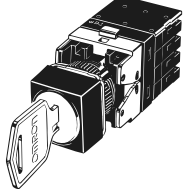



- Short mounting depth, less than 28.5 mm below panel
- Wide range of switching capacity from standard to microload
- Oil-resistant IP65 models



⚠ Be sure to read *Safety Precautions for All Pushbutton Switches* and *Safety Precautions* on page 1130.

List of Models

	Model		
	Rectangular	Square	Round
Solder terminals	 A165K-J Series	 A165K-A Series	 A165K-T Series
Screwless clamp connector	 A165K-J Series	 A165K-A Series	 A165K-T Series

Model Number Structure

Model Number Legend..... The model numbers used to order sets of Units are illustrated below. One set comprises the Selector, Switch, and 2 Keys.

For information on combinations, refer to *Ordering Information* on page 1123.

(1) (2) (3)
A 1 6 5 K - J 3 M L - 2

(1) Shape of Selector

Symbol	Shape	Color
J	Rectangular	Black
A	Square	
T	Round	

(2) Number of Notches/Resetting Method

Symbol	No. of notches	Reset method	Key release position
2ML	2 notches	Manual	Left
2MR			Right
2M			Left and right
2AL		Automatic	Left
3MC	3 notches	Manual	Center
3MR			Right
3ML			Left
3M			Left, right, and center
3AC	3 notches	Automatic	Center

(3) Contact Configuration

Symbol	Type	Terminal
1	SPDT	Solder Terminal
2	DPDT	
2S	DPDT	Screw-less Clamp

Note: Only DPDT contacts are available with 3-notch models.

Ordering Information

Ordering as a Set The model numbers used to order sets of Units are given in the following tables. One set comprises the Selector, Switch and 2 Keys.

Solder Terminals

Rectangular Models

Oil-resistant IP65



A165K-J

Number of notches	Output	Reset method	Key release position	Model
2 notches	SPDT	Manual	Left	A165K-J2ML-1
			Right	A165K-J2MR-1
			Left and right	A165K-J2M-1
	DPDT	Automatic	Left	A165K-J2AL-1
			Right	A165K-J2ML-2
			Left and right	A165K-J2MR-2
3 notches	DPDT	Manual	Left and right	A165K-J2M-2
			Left	A165K-J2AL-2
			Center	A165K-J3MC-2
			Right	A165K-J3MR-2
3 notches	DPDT	Manual	Left	A165K-J3ML-2
			Left, right, and center	A165K-J3M-2

Square Models

Oil-resistant IP65



A165K-A

Number of notches	Output	Reset method	Key release position	Model
2 notches	SPDT	Manual	Left	A165K-A2ML-1
			Right	A165K-A2MR-1
			Left and right	A165K-A2M-1
	DPDT	Automatic	Left	A165K-A2AL-1
			Right	A165K-A2ML-2
			Left and right	A165K-A2MR-2
3 notches	DPDT	Manual	Left and right	A165K-A2M-2
			Left	A165K-A2AL-2
			Center	A165K-A3MC-2
			Right	A165K-A3MR-2
3 notches	DPDT	Manual	Left	A165K-A3ML-2
			Left, right, and center	A165K-A3M-2

Round Models

Oil-resistant IP65



A165K-T

Number of notches	Output	Reset method	Key release position	Model
2 notches	SPDT	Manual	Left	A165K-T2ML-1
			Right	A165K-T2MR-1
			Left and right	A165K-T2M-1
	DPDT	Automatic	Left	A165K-T2AL-1
			Right	A165K-T2ML-2
			Left and right	A165K-T2MR-2
3 notches	DPDT	Manual	Left and right	A165K-T2M-2
			Left	A165K-T2AL-2
			Center	A165K-T3MC-2
			Right	A165K-T3MR-2
3 notches	DPDT	Manual	Left	A165K-T3ML-2
			Left, right, and center	A165K-T3M-2