

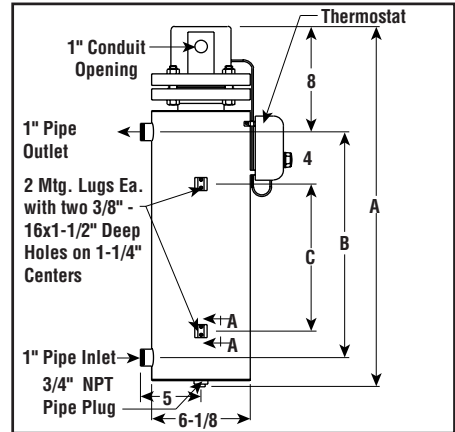
NWHO & NWHOB

Light & Medium Weight Oil Applications

- 3 - 10" ANSI Blind Flange Design
- 3 - 10" Carbon Steel Pipe Body, 150 Lb Construction
- 3 - 120kW
- 240 and 480V, 1 & 3 Phase
- General Purpose, Moisture Resistant/Explosion Resistant, Explosion Resistant or Moisture Resistant Terminal Enclosure
- 0.475" Dia. Steel Sheath Elements (20 - 23 W/In²)
- With & Without Side Mounted AR Thermostat (200 - 550°F)
- UL, CSA and Other Third Party Approval, Listing or Certification Available



Dimensions (Inches) NWHO-03



Note — Add 2" to A dimension for E2 enclosure.

Applications

Light and Medium Weight Oil — Temperature maintenance and heating of heat transfer oils. Improve flow ability of medium weight oils.

Features

Terminal Enclosure — E1 General Purpose is standard. E2 Moisture Resistant/Explosion Resistant, E3 Explosion Resistant or E4 Moisture Resistant Enclosures available.

Elements — 0.475" diameter steel sheath elements.

Flange — 3 - 10" ANSI B-16.5 Blind flange with 1/2" thermowell for thermostat bulb and a 1/8" NPT threaded opening for a thermocouple or RTD.

Vessel — Pipe body and nozzles are ASTM A53B carbon steel pipe. The end disk is ASTM A516 Grade 70 carbon steel plate. Provided with thermal insulation and painted sheet metal jacket.

Wiring — Convenient field wiring terminals are provided for easy installation.

Controls — Series 3 and 6 stock and assembly stock heaters come equipped with side mounted thermostat. Series 18 and 27 are furnished without thermostat.

WARNING — Hazard of Fire. These devices function as temperature controls only. Because they do not fail-safe, an approved temperature and/or pressure safety control must be used for safe operation. Consult Controls section of this catalog.

Specifications and Ordering Information

kW	Volts	Ckt & Phase	Dimensions (In.)			Model	Stock	PCN	Wt. (Lbs.)
			A	B	C				
Series 3 — 3 inch, 150 lb carbon steel vessel — 3 steel elements (23 W/In²) with side mounted thermostat — 1" NPT pipe inlet and outlet									
3	240	1-1	32-15/16	22-1/2	16-1/2	NWHO-03-003P-E1	AS	011615	70
3	240	1-3	32-15/16	22-1/2	16-1/2	NWHO-03-003P-E1	AS	011640	70
3	480	1-1	32-15/16	22-1/2	16-1/2	NWHO-03-003P-E1	AS	011674	70
3	480	1-3	32-15/16	22-1/2	16-1/2	NWHO-03-003P-E1	AS	011703	70
4.5	240	1-1	32-15/16	22-1/2	16-1/2	NWHO-03-04P5-E1	AS	011738	70
4.5	240	1-3	32-15/16	22-1/2	16-1/2	NWHO-03-04P5-E1	AS	101151	70
4.5	480	1-1	32-15/16	22-1/2	16-1/2	NWHO-03-04P5-E1	AS	011789	70
4.5	480	1-3	32-15/16	22-1/2	16-1/2	NWHO-03-04P5-E1	S	101178	70
6	240	1-1	42-15/16	32-1/2	26-1/2	NWHO-03-006P-E1	AS	011834	80
6	240	1-3	42-15/16	32-1/2	26-1/2	NWHO-03-006P-E1	S	101274	80
6	480	1-1	42-15/16	32-1/2	26-1/2	NWHO-03-006P-E1	NS	011885	80
6	480	1-3	42-15/16	32-1/2	26-1/2	NWHO-03-006P-E1	S	101290	80
7.5	480	1-1	55-7/16	45	39	NWHO-03-07P5-E1	AS	011930	94
7.5	480	1-3	55-7/16	45	39	NWHO-03-07P5-E1	AS	011965	94
9	240	1-1	55-7/16	45	39	NWHO-03-009P-E1	AS	011990	94
9	240	1-3	55-7/16	45	39	NWHO-03-009P-E1	S	101514	94
9	480	1-1	55-7/16	45	39	NWHO-03-009P-E1	AS	011279	94
9	480	1-3	55-7/16	45	39	NWHO-03-009P-E1	S	101530	94

Stock Status: S = stock AS = assembly stock NS = non-stock
To Order—Specify model, volts, phase, kW, PCN and quantity.

NWHO & NWHOB

Light & Medium Weight Oil Applications *(cont'd.)*

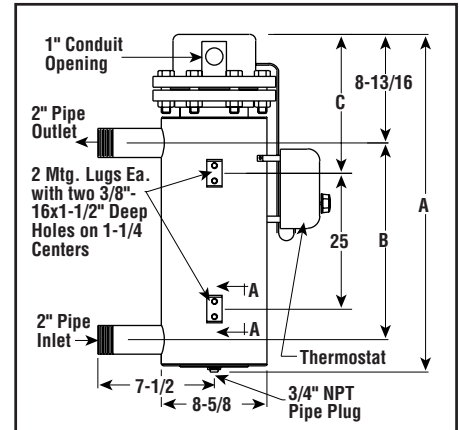
Specifications and Ordering Information

kW	Volts	Ckt & Phase	Dimensions (In.)			Model	Stock	PCN	Wt. (Lbs.)
			A	B	C				
Series 06 — 5 inch, 150 lb carbon steel vessel — 6 steel elements (23 W/in²) with side mounted thermostat — 2" NPT pipe inlet and outlet									
12	240	1-3	41-3/4	30	11-3/8	NWHO-06-012P-E1	AS	101637	140
12	480	1-3	41-3/4	30	11-3/8	NWHO-06-012P-E1	AS	011560	140
15	240	1-3	48-3/4	37	14-1/8	NWHO-06-015P-E1	S	101750	155
15	480	1-3	48-3/4	37	14-1/8	NWHO-06-015P-E1	S	101776	155
20	240	2-3	60-1/4	48-1/2	20-5/8	NWHO-06-020P-E1	S	101872	176
20	480	1-3	60-1/4	48-1/2	20-5/8	NWHO-06-020P-E1	S	101899	176
25	240	2-3	73-5/8	61-7/8	27-5/16	NWHO-06-025P-E1	AS	011316	212
25	480	1-3	73-5/8	61-7/8	27-5/16	NWHO-06-025P-E1	AS	011367	212
30	240	2-3	86-5/8	74-7/8	33-7/8	NWHO-06-030P-E1	AS	011324	240
30	480	1-3	86-5/8	74-7/8	33-7/8	NWHO-06-030P-E1	S	107537	240
Series 18 — 8 inch, 150 lb carbon steel vessel — 18 steel elements (20 W/in²) — 2-1/2" NPT - pipe inlet and outlet									
30	240	3-3	53-1/4	32-11/16	29-3/16	NWHO-18-030P-E1	NS	080194	360
30	480	3-3	53-1/4	32-11/16	29-3/16	NWHO-18-030P-E1	NS	080207	360
40	240	3-3	60-1/4	39-11/16	36-3/16	NWHO-18-040P-E1	NS	080231	436
40	480	3-3	60-1/4	39-11/16	36-3/16	NWHO-18-040P-E1	NS	084005	436
50	240	3-3	67-7/8	47-5/16	43-13/16	NWHO-18-050P-E1	NS	080274	500
50	480	3-3	67-7/8	47-5/16	43-13/16	NWHO-18-050P-E1	NS	080282	500
60	240	3-3	77-3/8	56-13/16	53-5/16	NWHO-18-060P-E1	NS	080311	600
60	480	3-3	77-3/8	56-13/16	53-5/16	NWHO-18-060P-E1	NS	080320	600
70	240	3-3	86-3/8	65-13/16	62-5/16	NWHO-18-070P-E1	NS	080354	660
70	480	3-3	86-3/8	65-13/16	62-5/16	NWHO-18-070P-E1	NS	080362	660
80	240	3-3	96-3/8	75-13/16	72-5/16	NWHO-18-080P-E1	NS	080397	750
80	480	3-3	96-3/8	75-13/16	72-5/16	NWHO-18-080P-E1	NS	080400	750
Series 27 — 10 inch, 150 lb carbon steel vessel — 27 steel elements (20 W/in²) — 3" NPT pipe inlet and outlet									
80	240	3-3	77-9/16	52	48-1/2	NWHO-27-080P-E1	NS	095871	720
80	480	3-3	77-9/16	52	48-1/2	NWHO-27-080P-E1	NS	095898	720
90	240	3-3	81-9/16	56	52-1/2	NWHO-27-090P-E1	NS	095919	735
90	480	3-3	81-9/16	56	52-1/2	NWHO-27-090P-E1	NS	095935	735
100	480	3-3	87-9/16	62	58-1/2	NWHO-27-100P-E1	NS	095951	750
120	480	3-3	97-9/16	72	68-1/2	NWHO-27-120P-E1	NS	095994	765

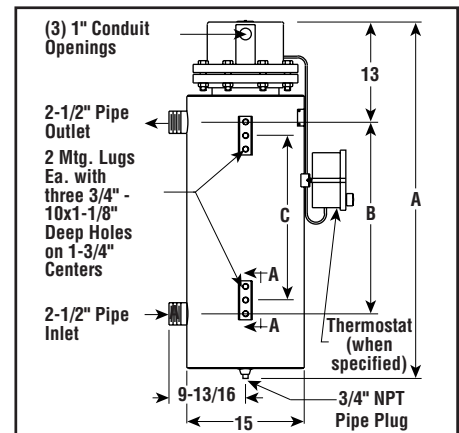
Stock Status: S = stock AS = assembly stock NS = non-stock
To Order—Specify model, volts, phase, kW, PCN and quantity.
Note — Refer to the Controls section for side mounted controls or control panels.

Dimensions (Inches)

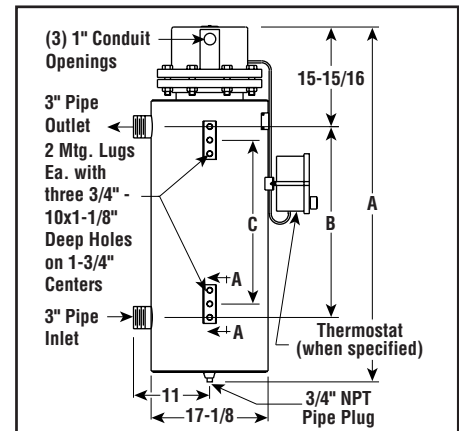
NWHO-06



NWHO-18



NWHO-27



NWHO & NWHOB

Light & Medium Weight
Oil Applications (*cont'd.*)

Specifications and Ordering Information

kW	Volts	Ckt & Phase	Dimensions (In.)			Model	Stock	PCN	Wt. (Lbs.)
			A	B	C				
Series 18 - 8 inch, 150 lb carbon steel vessel — 18 baffled steel elements (20 W/in²) — 2-1/2" NPT pipe inlet and outlet									
30	240	3-3	53-1/4	32-11/16	29-3/16	NWHOB-18-030P-E1	NS	080215	366
30	480	3-3	53-1/4	32-11/16	29-3/16	NWHOB-18-030P-E1	NS	080223	368
40	240	3-3	60-1/4	39-11/16	36-3/16	NWHOB-18-040P-E1	NS	080256	442
40	480	3-3	60-1/4	39-11/16	36-3/16	NWHOB-18-040P-E1	NS	080266	442
50	240	3-3	67-7/8	47-5/16	43-13/16	NWHOB-18-050P-E1	NS	080290	506
50	480	3-3	67-7/8	47-5/16	43-13/16	NWHOB-18-050P-E1	NS	080303	506
60	240	3-3	77-3/8	56-13/16	53-5/16	NWHOB-18-060P-E1	NS	080338	606
60	480	3-3	77-3/8	56-13/16	53-5/16	NWHOB-18-060P-E1	NS	080346	606
70	240	3-3	86-3/8	65-13/16	62-5/16	NWHOB-18-070P-E1	NS	080370	666
70	480	3-3	86-3/8	65-13/16	62-5/16	NWHOB-18-070P-E1	NS	080389	666
80	240	3-3	96-3/8	75-13/16	72-5/16	NWHOB-18-080P-E1	NS	080418	756
80	480	3-3	96-3/8	75-13/16	72-5/16	NWHOB-18-080P-E1	NS	080426	756
Series 27 - 10 inch, 150 lb carbon steel vessel — 27 baffled steel elements (20 W/in²) — 3" NPT pipe inlet and outlet									
80	240	3-3	77-9/16	52	48-1/2	NWHOB-27-080P-E1	NS	095880	726
80	480	3-3	77-9/16	52	48-1/2	NWHOB-27-080P-E1	NS	095900	726
90	240	3-3	81-9/16	56	52-1/2	NWHOB-27-090P-E1	NS	095927	741
90	480	3-3	81-9/16	56	52-1/2	NWHOB-27-090P-E1	NS	095943	741
100	480	3-3	87-9/16	62	58-1/2	NWHOB-27-100P-E1	NS	095960	756
120	480	3-3	97-9/16	72	68-1/2	NWHOB-27-120P-E1	NS	096006	771
Stock Status: S = stock AS = assembly stock NS = non-stock To Order —Specify model, volts, phase, kW, PCN and quantity. Note — Refer to the Controls section for side mounted controls or control panels.									

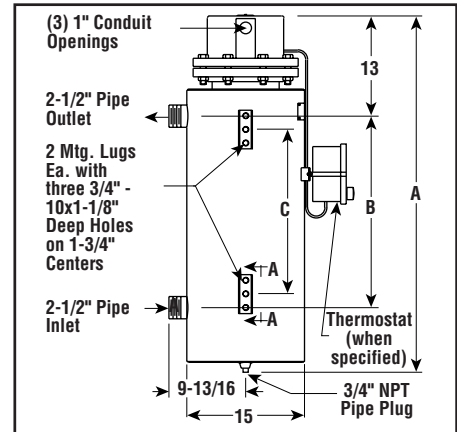
Ordering Information

To Order — Complete the Model Number using the Matrix provided.

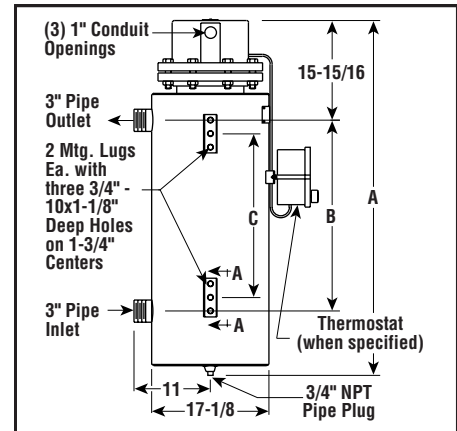
Model	Light and Medium Weight Oil		
NWHO B	Oil Circulation Heater		
	Internal Baffles		
	Code	Number of Elements	
	03	Three	
	06	Six	
	18	Eighteen	
	27	Twenty Seven	
	Code	kW	
	003P	3	015P 15
	04P5	4.5	020P 20
	006P	6	025P 25
	07P5	7.5	030P 30
	009P	9	040P 40
	012P	12	050P 50
			060P 60
			070P 70
			080P 80
			090P 90
			100P 100
			120P 120
	Code	Terminal Enclosure	
	E1	General Purpose	
	E2	Moisture Resistant/Explosion Resistant	
	E3	Explosion Resistant	
	E4	Moisture Resistant	
NWHOB 18	030P	E1	Typical Model Number

Dimensions (Inches)

NWHOB-18



NWHOB-27



NWHOB-AA

