

NWH

Clean Water Applications

- 3 - 14" ANSI Blind Flange Design
- 3 - 14" Galvanized Carbon Steel Pipe Body, 150 Lb Construction
- 6 - 500 kW
- 240 and 480V, 1 & 3 Phase
- General Purpose, Moisture Resistant/Explosion Resistant, Explosion Resistant or Moisture Resistant Terminal Enclosure
- 0.475" Dia. Copper Sheath Elements (45 - 50 W/In²)
- With & Without Side Mounted AR Thermostat (60 - 250°F)
- UL, CSA and Other Third Party Approval, Listing or Certification Available

Features

Terminal Enclosure — E1 General Purpose is standard. E2 Moisture Resistant/Explosion Resistant, E3 Explosion Resistant or E4 Moisture Resistant Enclosures available.

Flange — 3 - 14" ANSI B-16.5 Blind Flange with 1/2" thermowell for thermostat bulb and a 1/8" NPT threaded opening for a thermocouple or RTD.

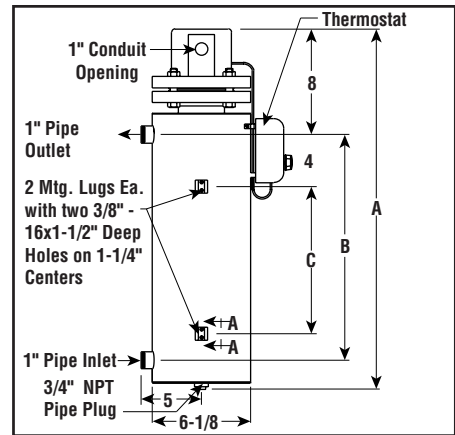
Vessel — Pipe body and nozzles are galvanized ASTM A53B carbon steel pipe. The end disk is galvanized ASTM A516 Grade 70 carbon steel plate. Provided with thermal insulation and painted sheet metal jacket.

Wiring — Convenient field wiring terminals are provided for easy installation.

Controls — Series 3 and 6 stock and assembly stock heaters come equipped with side mounted thermostat. Series 18 and 45 furnished without thermostat.



Dimensions (Inches) NWH-3



Note — Add 2" to A dimension for E2 enclosure.

Applications

Clean Water Heating — Higher kilowatt ratings and larger capacity tanks for industrial and commercial water heating applications.

Specifications and Ordering Information

kW	Volts	Ckt & Phase	Dimensions (In.)			Model	Stock	PCN	Wt. (Lbs.)
			A	B	C				
Series 3 — 3 inch, 150 lb carbon steel vessel — 3 copper elements (45 W/In²) with side mounted thermostat — 1" NPT pipe inlet and outlet									
6	240	1-1	32-15/16	22-1/2	16-1/2	NWH-03-006P-E1	S	100052	70
6	240	1-3	32-15/16	22-1/2	16-1/2	NWH-03-006P-E1	AS	100060	70
6	480	1-1	32-15/16	22-1/2	16-1/2	NWH-03-006P-E1	AS	010065	70
6	480	1-3	32-15/16	22-1/2	16-1/2	NWH-03-006P-E1	S	100087	70
9	240	1-1	32-15/16	22-1/2	16-1/2	NWH-03-009P-E1	NS	100183	70
9	240	1-3	32-15/16	22-1/2	16-1/2	NWH-03-009P-E1	S	100191	70
9	480	1-1	32-15/16	22-1/2	16-1/2	NWH-03-009P-E1	AS	010161	70
9	480	1-3	32-15/16	22-1/2	16-1/2	NWH-03-009P-E1	S	100212	70
12	240	1-1	42-15/16	32-1/2	26-1/2	NWH-03-012P-E1	AS	010217	80
12	240	1-3	42-15/16	32-1/2	26-1/2	NWH-03-012P-E1	S	100319	80
12	480	1-1	42-15/16	32-1/2	26-1/2	NWH-03-012P-E1	AS	010250	80
12	480	1-3	42-15/16	32-1/2	26-1/2	NWH-03-012P-E1	S	100335	80
15	240	1-1	55-7/16	45	39	NWH-03-015P-E1	AS	010313	94
15	240	1-3	55-7/16	45	39	NWH-03-015P-E1	S	100431	94
15	480	1-1	55-7/16	45	39	NWH-03-015P-E1	AS	010364	94
15	480	1-3	55-7/16	45	39	NWH-03-015P-E1	S	100458	94
18	240	1-1	55-7/16	45	39	NWH-03-018P-E1	AS	010410	94
18	240	1-3	55-7/16	45	39	NWH-03-018P-E1	S	100554	94
18	480	1-1	55-7/16	45	39	NWH-03-018P-E1	AS	010460	94
18	480	1-3	55-7/16	45	39	NWH-03-018P-E1	S	100570	94
Series 6 — 5 inch, 150 lb carbon steel vessel — 6 copper elements (45 W/In²) with side mounted thermostat — 2" NPT pipe inlet and outlet									
24	240	2-3	41-3/4	30	11-3/8	NWH-06-024P-E1	AS	100677	140
24	480	1-3	41-3/4	30	11-3/8	NWH-06-024P-E1	S	100693	140
30	240	2-3	48-3/4	37	14-1/8	NWH-06-030P-E1	AS	100790	155
30	480	1-3	48-3/4	37	14-1/8	NWH-06-030P-E1	S	100810	155
40	240	2-3	60-1/4	48-1/2	20-5/8	NWH-06-040P-E1	AS	100917	176
40	480	2-3	60-1/4	48-1/2	20-5/8	NWH-06-040P-E1	AS	010671	176
50	480	2-3	73-5/8	61-7/8	27-5/16	NWH-06-050P-E1	AS	010700	210
60	480	2-3	86-5/8	74-7/8	33-7/8	NWH-06-060P-E1	AS	010735	240
Stock Status: S = stock AS = assembly stock NS = non-stock To Order —Specify model, volts, phase, kW, PCN and quantity.									

NWH

Clean Water Applications (cont'd.)

Specifications and Ordering Information

kW	Volts	Ckt & Phase	Dimensions (In.)			Model	Stock	PCN	Wt. (Lbs.)
			A	B	C				
Series 18 — 8 inch, 150 lb carbon steel vessel — 18 copper elements (50 W/in²) — 2-1/2" NPT pipe inlet and outlet									
50	240	3-3	45-1/4	24-11/16	27-3/16	NWH-18-050P-E1	NS	102664	396
50	480	3-3	45-1/4	24-11/16	27-3/16	NWH-18-050P-E1	NS	102672	396
75	240	3-3	53-1/4	32-11/16	29-3/16	NWH-18-075P-E1	NS	102701	414
75	480	3-3	53-1/4	32-11/16	29-3/16	NWH-18-075P-E1	NS	102710	414
100	240	3-3	60-1/4	39-11/16	36-3/16	NWH-18-100P-E1	NS	102744	425
100	480	3-3	60-1/4	39-11/16	36-3/16	NWH-18-100P-E1	NS	102752	425
125	240	3-3	67-7/8	47-5/16	43-13/16	NWH-18-125P-E1	NS	080012	470
125	480	3-3	67-7/8	47-5/16	43-13/16	NWH-18-125P-E1	NS	080020	470
150	240	3-3	77-3/8	56-13/16	53-5/16	NWH-18-150P-E1	NS	080039	535
150	480	3-3	77-3/8	56-13/16	53-5/16	NWH-18-150P-E1	NS	080047	535
175	240	3-3	86-3/8	65-13/16	62-5/16	NWH-18-175P-E1	NS	080055	625
175	480	3-3	86-3/8	65-13/16	62-5/16	NWH-18-175P-E1	NS	080063	625
200	240	3-3	96-3/8	75-13/16	72-5/16	NWH-18-200P-E1	NS	080071	705
200	480	3-3	96-3/8	75-13/16	72-5/16	NWH-18-200P-E1	NS	080080	705
Series 45 — 14 inch, 150 lb carbon steel vessel — 45 copper elements (50 W/in²) — 6" flanged pipe inlet and outlet									
250	480	3-3	68-1/2	49-11/16	59-3/16	NWH-45-250P-E1	NS	086019	830
300	480	3-3	76	57-3/16	66-11/16	NWH-45-300P-E1	NS	086027	960
350	480	3-3	83-1/2	64-11/16	74-3/16	NWH-45-350P-E1	NS	086035	1,090
400	480	3-3	91	72-3/16	81-11/16	NWH-45-400P-E1	NS	086043	1,220
450	480	3-3	98-1/2	79-11/16	89-3/16	NWH-45-450P-E1	NS	086051	1,350
500	480	3-3	106	87-3/16	96-11/16	NWH-45-500P-E1	NS	086060	1,480
Stock Status: S = stock AS = assembly stock NS = non-stock To Order —Specify model, volts, phase, kW, PCN and quantity. Note — Refer to the Controls section for side mounted controls or control panels.									

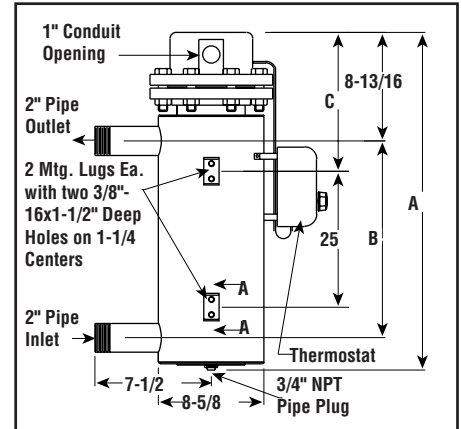
Ordering Information

To Order — Complete the Model Number using the Matrix provided.

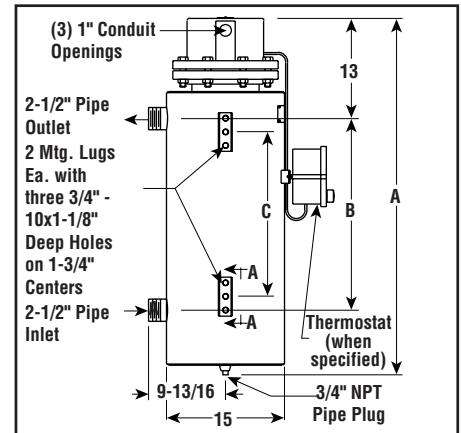
Model	Clean Water			
NWH	Water Circulation Heater			
Code	Number of Elements			
03	Three			
06	Six			
18	Eighteen			
45	Forty Five			
Code	kW			
024P	24			
030P	30			
040P	40			
050P	50			
060P	60			
075P	75			
100P	100			
125P	125			
200P	200			
250P	250			
300P	300			
350P	350			
400P	400			
450P	450			
500P	500			
Code	Terminal Enclosure			
E1	General Purpose			
E2	Moisture Resistant/Explosion Resistant			
E3	Explosion Resistant			
E4	Moisture Resistant			
NWH	06	024P	E1	Typical Model Number

Dimensions (Inches)

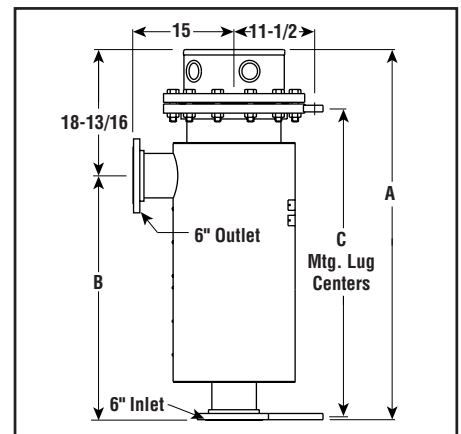
NWH-6



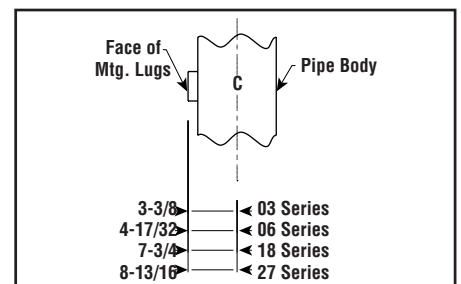
NWH-18



NWH-45



NWH-AA



CLEAN WATER