

TDB / TDBH / TDBL SERIES

Relay Output, Delay-on-Break Time Delay Relay



*8-pin models UL listed when used in combination with P1011-6 socket only.

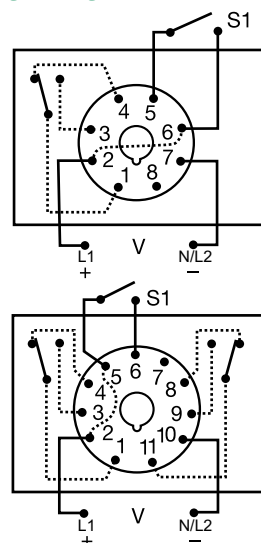


8-PIN



11-PIN

Wiring Diagram



8-PIN OCTAL SPDT

S1 = Initiate Switch
Relay contacts are isolated

11-PIN DPDT

Description

The TDB Series combines accurate digital circuitry with isolated, 10A, DPDT or SPDT contacts in an 8-pin or 11-pin plug-in package. The TDB Series features DIP switch selectable time delays ranging from 0.1-10,230 seconds in three ranges. The TDB Series is the product of choice for custom control panel and OEM designers.

Operation (Delay-on-Break)

Input voltage must be applied to the input before and during timing. Upon closure of the initiate switch, the output relay is energized. The time delay begins when the initiate switch is opened (trailing edge triggered). The output remains energized during timing. At the end of the time delay, the output de-energizes. The output will energize if the initiate switch is closed when input voltage is applied.

Reset: Reclosing the initiate switch during timing resets the time delay. Loss of input voltage resets the time delay and output.

Features & Benefits

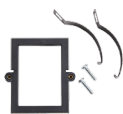
FEATURES	BENEFITS
3 time ranges available (0.1s to 2.8h)	Makes it versatile for use in many applications
Microcontroller based	Repeat Accuracy + / - 0.1% or 20ms, whichever is greater; Setting Accuracy + / - 2% or 50ms, whichever is greater
LED indication (select models)	Provides visual indication of relay status
DIP switch adjustment	Provides first time setting accuracy
Isolated output contacts	Allows control of loads for AC or DC voltages

Ordering Information

MODEL	INPUT VOLTAGE	DELAY RANGE (SEC)	LED	TYPE PLUG/OUTPUT FORM
TDB120AL	120VAC	1-1023 in 1s increments	X	Octal (8-pin) plug, SPDT
TDB120ALD	120VAC	1-1023 in 1s increments	X	11-pin plug, DPDT
TDB12D	12VDC	1-1023 in 1s increments		Octal (8-pin) plug, SPDT
TDB230AL	230VAC	1-1023 in 1s increments	X	Octal (8-pin) plug, SPDT
TDB24AL	24VAC	1-1023 in 1s increments	X	Octal (8-pin) plug, SPDT
TDB24DL	24VDC/ 28VDC	1-1023 in 1s increments	X	Octal (8-pin) plug, SPDT
TDBH120AL	120VAC	10-10230 in 10s increments	X	Octal (8-pin) plug, SPDT
TDBH120ALD	120VAC	10-10230 in 10s increments	X	11-pin plug, DPDT
TDBL120AL	120VAC	0.1-102.3 in 0.1s increments	X	Octal (8-pin) plug, SPDT
TDBL120ALD	120VAC	0.1-102.3 in 0.1s increments	X	11-pin plug, DPDT
TDBL24DL	24VDC/ 28VDC	0.1-102.3 in 0.1s increments	X	Octal (8-pin) plug, SPDT

TDB / TDBH / TDBL SERIES

Accessories



BZ1 Front Panel Mount Kit

Provides an easy method of through-the-panel mounting of 8- or 11-pin plug-in timers, flashers, and other controls.



NDS-8 Octal 8-pin Socket

8-pin 35mm DIN rail or surface mount. Rated at 10A @ 300VAC. Surface mounted with two #6 (M 3.5 x 0.6) screws or snaps onto a 35 mm DIN rail. Uses PSC8 hold-down clips.



NDS-11 11-pin Socket

11-pin 35mm DIN rail or surface mount. Rated at 10A @ 300VAC. Surface mounted with two #6 (M 3.5 x 0.6) screws or snaps onto a 35 mm DIN rail. Uses PSC11 hold-down clips.



PSC8 or PSC11 Hold-down Clips

Securely mounts plug-in controls in any position. Provides protection against vibration. Use PSC8 with NDS-8 Octal Socket or PSC11 with NDS-11 Socket. Sold in pairs.



PSCRB8 Hold-down Brackets

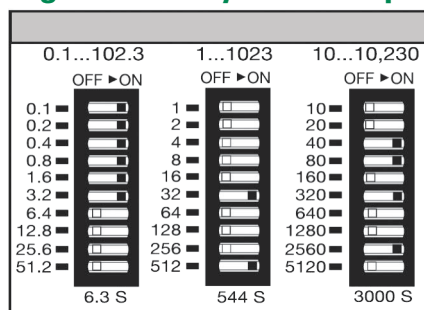
Designed for use with P1011-6 socket. Securely mounts 8-pin plug-in controls in any position, and provides protection against vibration. Sold in pairs.



P1011-6 Octal Socket for UL listing

8-pin surface mount socket with binder head screw terminals. Rated 10A @ 600VAC. Combination is UL Listed when used with TDB Series timers. Use PSCRB8 Hold-down brackets.

Digi-Set Binary Switch Operation



** For CE approved applications, power must be removed from the unit when a switch position is changed.

Specifications

Time Delay

Type

Range**

Digital integrated circuitry
0.1 - 102.3s in 0.1s increments
1 - 1023s in 1s increments
10 - 10,230s in 10s increments
±0.1% or 20ms, whichever is greater
±2% or 50ms, whichever is greater
≤ 50ms
≤ 150ms

Repeat Accuracy

Setting Accuracy

Reset Time

Recycle Time

Time Delay vs Temp.

& Voltage

Indicator

Initiate Time

Input

Voltage

Tolerance

12VDC & 24VDC/AC

110 to 230VAC/DC

AC Line Frequency

Power Consumption

Output

Type

Form

Rating

±5%
LED indicates relay is energized
≤ 60ms

12, 24/28, or 110VDC; 24, 120, or 230VAC

-15% - 20%

-20% - 10%

50/60 Hz

≤ 3.25W

Electromechanical relay

SPDT or DPDT

10A resistive @ 120/240VAC & 28VDC;

1/3 hp @ 120/240VAC

Mechanical - 1 x 10⁷; Electrical - 1 x 10⁶

Life

Protection

Isolation Voltage

Polarity

Mechanical

Mounting

Dimensions

≥ 1500V RMS input to output

DC units reverse polarity protected

Plug-in socket

H 81.3 mm (3.2"); W 60.7 mm (2.4");

D 45.2 mm (1.8")

Octal 8-pin plug-in or 11-pin plug-in

Termination

Environmental

Operating/Storage

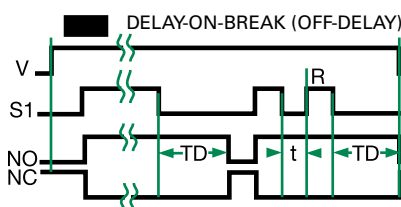
Temperature

Weight

-20° to 65°C / -30° to 85°C

≈ 6 oz (170 g)

Function Diagram



V = Voltage

S1 = Initiate Switch

NO = Normally

Open Contact

NC = Normally

Closed Contact

TD = Time Delay

t = Incomplete

Time Delay

R = Reset

— = Undefined

Time