


Lincoln Control Valves, Meters and Accessories Provide the Durability and Precision You Need for Your Lubrication Systems.



740

Model 740 Heavy-Duty High-Pressure

- 7500 psi maximum operating pressure
- Precision-machined, all steel handle, body and guard bracket provides durability and longevity
- Unique, precision control inlet check valve provides ease of handle operation even with increase in pressure
- Knurled handle for positive grip
- Handy trigger guard prevents pinching
- Reversible inlet check seat and hydraulic jaws provide double life
- Balanced design reduces user fatigue
- Lubricant inlet 1/4" NPT(f); outlet 1/8" NPT(f)
- Easily repaired for extended life

Model 3050 Volume High-Pressure

Same as 740 except with 3/8" NPT(f) lubricant inlet for use with Lincoln volume high-pressure swivels and hose.

Model 82157 Repair Parts Kit

For control valves 740 and 3050.

High-Pressure Grease Control Valve

Model	Description	Thread Size	Extension	Coupler	Valve
740	Heavy-Duty	1/4" NPT(f)	Rigid Tube	5845	82393
3050	Volume	3/8" NPT(f)	Rigid Tube	5845	81495

High-Pressure Control Valve No Extension

Model	Description	Thread Size
82393	Heavy-Duty	1/4" NPT(f)
81495	Volume	3/8" NPT(f)

High-Pressure Swivels

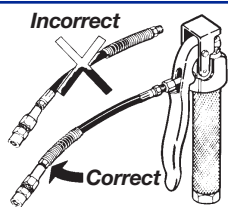
Model	Description	Thread Size
*81606	Straight	1/8" NPT(f) x 1/8" NPT(m)
*81703	Straight	1/8" NPT(m) x 1/8" NPT(m)
82080	Straight	1/2"-27 (m) x 1/2"-27 (m)
82399	Straight	1/2"-27 (m) x 1/4" NPT(m)
81386	90° Angle	1/2"-27 (m) x 1/8" NPT(m)
81723	90° Angle	1/8" NPT(m) x 1/8" NPT(f)
81974	90° Angle	1/2"-27 (m) x 1/4" NPT(m)
82251	90° Angle	1/8" NPT(m) x 1/8" NPT(m)
81387	Universal	1/2"-27 (m) x 1/4" NPT(m)
82252	Universal	1/8" NPT(m) x 1/8" NPT(m)
83594	Universal	1/4" NPT(m) x 1/4" NPT(m)
83938	Straight	1/4" NPT(m) x 1/4" NPT(m)

*Whip Hose only; max. pressure 4500psi

WARNING

Whip Hoses Models
3029, 3034, 5812,
5818, 5861, 81725,
81726, 81795

Install as shown.



WARNING

For safe and proper use, always consult instructions accompanying product. See **Safety Warning Information** for appropriate warnings.


Swivels


Volume High-Pressure Swivels

Model	Description	Thread Size
81728	Straight	1/2" NPT(m) x 3/8" NPT(m)
82072	Straight	1/2" NPT(m) x 1/2" NPT(m)
82087	90° Angle	1/2" NPT(m) x 1/2" NPT(m)
81729	Universal	1/2" NPT(m) x 3/8" NPT(m)
82073	Universal	1/2" NPT(m) x 1/2" NPT(m)

Model 82158 Repair Kit

Repair Parts Kit for 81387 standard universal swivel.





Heavy-Duty Fluid Control Valves

These new fluid control valves provide all the benefits of the latest design technology, and offer all the features and components for a low-cost solution for your fluid dispensing needs.

- Rugged aluminum construction
- Dispenses all automotive fluids: motor oils, gear oils, transmission fluid and antifreeze
- All indoor and outdoor applications

708 Series

Oil control gun with automatic nozzle operation. Inlet 1/2" NPT(f).

712 Series

Oil control gun with semi-automatic nozzle operation. Inlet 3/4" NPT(f).

Model 780

Gear oil shut-off valve for use with fluid lubricant pumps. Includes built-in swivel and 82070 non-drip nozzle extension.

Inlet 1/2" NPT(f).

Model 769

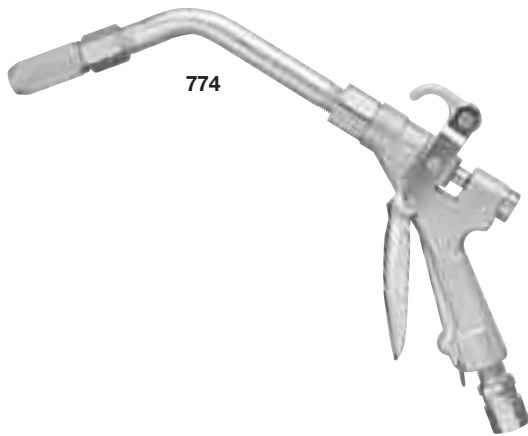
Includes 780 valve with built-in swivel, flexible extension and 91392 nozzle.

Model 758

Includes 260381 rigid extension. Inlet/outlet 1/2" NPT(f). Can be locked in open position for continuous dispensing. Trigger guard prevents accidental dispensing. 1,015 psi (70 bar) maximum operation pressure. 5 GPM flow.

Model 758F

Same as 758 except with flexible extension.



Heavy-Duty Volume Model 774

Includes 82906 shut-off valve, pipe extension and 91392 nozzle.

Model 775

Includes 82906 shut-off valve and 82932 rigid extension nozzle.

Model 776

Includes 82906 shut-off valve and 12" flexible hose and 91392 non-drip nozzle with manual shut-off.

Model 779

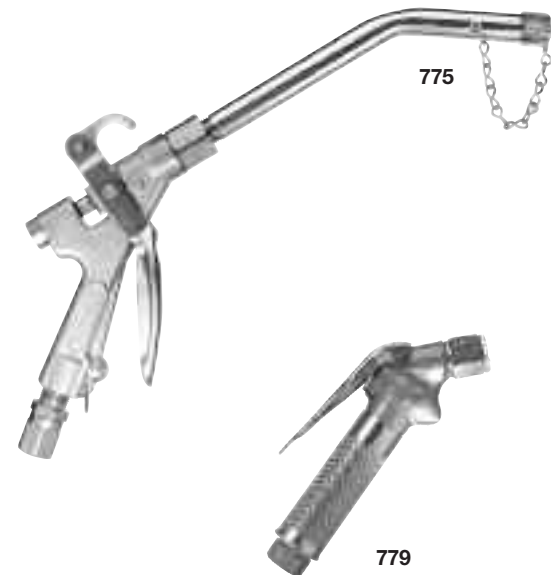
Gear oil shut-off valve for use with fluid lubricant pumps.

Model 282930

High-flow valve rated up to 15 gpm and 1500 psi. Includes flexible extension and manual nozzle.

Model 282951

Same as Model 282930 without the nozzle.



Oil Control Valves

Model No.	Max. Flow Rate	Inlet Thread Size	Extension	Nozzle
708	8 GPM	1/2 NPT(f)	Rigid Pipe	276282
708RSF	8 GPM	1/2 NPT(f)	Rigid Pipe	276311
708F	8 GPM	1/2 NPT(f)	Flex Hose	276280
708F90	8 GPM	1/2 NPT(f)	90° Flex Hose	276254
712R	12 GPM	3/4 NPT(f)	Rigid Pipe	276282
712F	12 GPM	3/4 NPT(f)	Flex Hose	276281
780	5 GPM	1/2 NPT(f)	Rigid Pipe	82070
758	7.5 GPM	1/2 NPT(f)	Rigid Assembly	260381
758F	7.5 GPM	1/2 NPT(f)	Flex Assembly	260380
774	5 GPM	1/2 NPT(f)	Rigid Pipe	91392
775	5 GPM	1/2 NPT(f)	Rigid Pipe	82932
776	5 GPM	1/2 NPT(f)	Flex Hose	91392
282930	15 GPM	3/4 NPT(f)	Flex Hose	282941 Kit



Model 66584 Strainer

For use with 775, 776, 82906. #30 mesh, 9/16" OD.

Control Valves/Meters

8GPM and 12GPM Meter Series



912EF

912ER

Lincoln's new meter offerings utilize a unique new design to deliver exceptionally high flow rates. Coupled with the high 1,500 psi operating pressure, these meters decrease dispense time and help increase productivity.

- 908 mechanical and electronic meters and 912 electronic meters
- Lincoln's new meters have a working pressure of 1,500 psi
- Units of measure include quarts, gallons and liters
- Operators can choose from a rigid pipe or flexible hose extension
- Removable filter screen in the swivel captures contaminants
- Ball-bearing swivel on all units
- Unique ergonomic design allows for easy, comfortable use
- 5-year warranty

Electronic Meters (Programmable to Liters, Quarts, Gallons) **Model 912EF**

12 gpm/45 lpm electronic meter with flexible hose extension. Maximum operating temperature 130°F (55°C).

Model 912ER

12 gpm/45 lpm electronic meter with rigid hose extension. Maximum operating temperature 130°F (55°C).

Model 908EF

8 gpm/30 lpm electronic meter with flexible hose extension. Maximum operating temperature 130°F (55°C).

Model 908ER

8 gpm/30 lpm electronic meter with rigid hose extension. Maximum operating temperature 130°F (55°C).



908EF

908ER

Mechanical Meters

Model 908MFQ

8 gpm mechanical meter with flexible hose extension. Maximum operating temperature 130°F (55°C). Totalizes in quarts.

Model 908MRQ

8 gpm mechanical meter with rigid pipe extension. Maximum operating temperature 130°F (55°C). Totalizes in quarts.

Model 908MFG

8 gpm mechanical meter with flexible hose extension. Maximum operating temperature 130°F (55°C). Totalizes in gallons.

Model 908MRG

8 gpm mechanical meter with rigid pipe extension. Maximum operating temperature 130°F (55°C). Totalizes in gallons.



908MFG

908MRQ

Mechanical Metric Meters

Model 908MFM

30 lpm mechanical meter with flexible hose extension and metric meter. Maximum operating temperature 130°F (55°C).

Model 908MRM

30 lpm mechanical meter with rigid pipe extension and metric meter. Maximum operating temperature 130°F (55°C).

Control Valves/Meters

8GPM and 12GPM Meter Series



Oil Control Valves

Model	Description	Inlet Thread Size	Extension	Nozzle
780	Gear Oil	1/2 NPT	Rigid Pipe	82070
758	STD Volume	1/2 NPT	Rigid Assembly	260381
758F	STD Volume	1/2 NPT	Flex Assembly	260380
774	HD Volume	1/2 NPT	Rigid Pipe	91392
775	HD Volume	1/2 NPT	Rigid Pipe	82932
776	HD Volume	1/2 NPT	Flex Hose	91392
282930	High Flow	3/4 NPT	Flex Hose	282941 Kit

Electronic Lube Meters

Totalizing in liters or gallons. 1/2" NPT.

Model	Extension	Lock-On/ Lock Open	PSI	GPM
905**	Rigid/ 70°/Auto nozzle	Yes	1000	5.0*
905SF**	For water-based solutions	Yes	1000	5.0
908EF	Flexible	Yes	1500	8.0
908ER	Rigid	Yes	1500	8.0
912EF***	Flexible	Yes	1500	12.0
912ER***	Rigid	Yes	1500	12.0
952	Flexible/90°/Manual tip	No	1500	6.0
953	Rigid/30°/Auto tip	No	1500	6.0
954	Flexible with auto nozzle	No	1500	6.0
967	Flexible w/ 84799 nozzle	Yes	1500	4.0

* 8.0 gpm without nondrip nozzle. ** Models 905 & 905SF offer a pre-set count down mode. *** 3/4" NPT
 Model 905 – ATF, hydraulic fluid, motor oils, gear oils
 Model 905SF – Antifreeze, windshield washer solution, brake fluid

Mechanical Lube Meters

Totalizing in meters. 3-1/2" diameter, inlet/outlet 1/2" NPT.


Model	Dial Totals	Graduation	Extension	PSI	GPM
867	16 gallons	1/16 gallon	10" flex w/ 84799	1000	4.0
876	16 quarts	1/4 quart	4" rigid w/ 93548	1000	4.0
877	16 quarts	1/4 quart	10" flex w/ 84799	1000	4.0
878	8 pints	1/16 gallon	7" rigid w/ nozzle	1000	4.0
881	10 liters	1/10 liter	7" rigid w/ nozzle	1000	4.0
883	16 quarts	1/4 quart	20" flex w/ 84799	1000	4.0
68410	16 quarts	1/4 quart	None	1000	4.0
899	10 liters	1/10 liter	10" flex w/ 84799	1000	4.0
908MFG		1/10 gallon	Flexible	1500	8.0
908MFQ		1/10 quart	Flexible	1500	8.0
908MRG		1/10 gallon	Rigid	1500	8.0
908MRQ		1/10 quart	Rigid	1500	8.0
908MFM		1/10 liter	Flexible	1500	8.0
908MRM		1/10 liter	Rigid	1500	8.0
3866*	16 quarts/10 liters	1/16 gallon	Rigid w/ 93548	1000	4.0
3867*	60 quarts	1/4 quart	Rigid w/ 93548	1000	4.0
3868*	60 gallons	1/4 quart	Rigid w/ 93548	1000	4.0
3942*	60 liters	1/10 liter	Rigid w/ 93548	1000	4.0

* Pre-sets will count down for oils and antifreeze



908ER

908MRQ



Electronic Lube Meters

Features

- Dispense motor oil, ATF and gear lube
- One model can dispense pints, quarts, liters or gallons
- Automatic non-drip nozzle
- Narrow nozzle fits into small I.D. ATF fill tubes
- Easy to read digital display for accurate bulk dispensing
- .01 increment readout for precise measurement
- Includes inline swivel, rigid extension, automatic non-drip nozzle and inline containment filter

Electronic Lube Meters

Totalizing liters or gallons. 1/2" NPT(f).

Model	Lock-On/Lock-Open	Extension	psi	gpm
905*	Rigid/ 70°/Auto nozzle	Yes	1000	5.0*
905SF**	For water-based solutions	Yes	1000	5.0
954-NEW	Flexible with auto nozzle	Yes	1500	6.0
953-NEW	Rigid/30°/Auto tip	Yes	1500	6.0
967	Flexible w/ 84799 nozzle	Yes	1500	4.0

* 8.0 gpm without nondrip nozzle. ** Models 905 and 905SF offers preset mode
 Model 905 – ATF, hydraulic fluid, motor oils, gear oils
 Model 905SF – Antifreeze, windshield washer solution, brake fluid

Value-Priced Electronic Lube Meter

New value-priced control valve includes large digital display, shroud protector and trigger guard. 1/2" NPT(f) inlet swivel. Flexible manual nozzle.

Model	Measure	Extension	psi	gpm
952	quarts	Flexible/90° manual tip	1500	6.0
952	quarts	Flexible/90° manual tip	1500	6.0

Electronic High Flow Control Valve

Model	Measure	Extension	psi	gpm
280690	Programmable	Flexible	1500	15

Mechanical Lube Meters

Totalizing meters. 3 1/2" diameter, inlet/outlet 1/2" NPT(f).

Model	Dial Totals	Graduation	Extension	psi	gpm
Oils, ATF and Antifreeze					
867*	16 gallons	1/16 gallon	10" flex w/ 84799	1000	4.0
876*	16 quarts	1/4 quart	4" rigid w/ 93548	1000	4.0
877*	16 quarts	1/4 quart	10" flex w/ 84799	1000	4.0
883*	16 quarts	1/4 quart	20" flex w/ 84799	1000	4.0
68410	16 quarts	1/4 quart	None	1000	4.0
899*	10 liters	1/10 liter	10" flex w/ 84799	1000	4.0
Gear Lube					
878	8 pints	1/16 gallon	7" rigid w/ nozzle	1000	4.0
881	10 liters	1/10 liter	7" rigid w/ nozzle	1000	4.0
Pre-set Countdown for Oils, ATF and Antifreeze					
3866*	16 quarts/10 liters	1/2 quart	Rigid w/ 93548	1000	4.0
3867*	60 quarts	1 quart	Rigid w/ 93548	1000	4.0
3868*	60 gallons	1 gallon	Rigid w/ 93548	1000	4.0
3942*	60 liters	1 liter	Rigid w/ 93548	1000	4.0

*Includes 90464 swivel.



Non-Drip Nozzles & Assemblies

Model 93547 Nozzle

1/4" NPT(F) inlet automatic non-drip nozzle with manual closure feature.

Model 93548 Nozzle

Same as 93547 with 1/2" NPT(m) inlet.

Model 84799 Nozzle

Packaged version of 93547 with 1/4" NPT(f).

Model 85799 Nozzle

Same as 84799 with 1/2" NPT (f) inlet.

Model 91392 Nozzle

1/2" NPT(f), manual non-drip nozzle.

Model 82258 Assembly

1/2" x 1/4" NPT(m), 10" hose 91241 and nozzle 93547.

Control Valve Accessories

Model 276280

Flexible extension with auto non-drip nozzle (708) 1/2" NPT(f).

Model 276281

Flexible extension with semi-auto nozzle (712) 3/4" NPT(f).

Model 276282

Rigid extension with auto non-drip nozzle (708) 1/2" NPT(f).

Model 276283

Rigid extension with semi-auto nozzle (712) 3/4" NPT(f).

Model 276310

Flex extension 90 degree with auto non-drip nozzle (708) 1/2" NPT(f).

Model 276311

Rigid extension with auto non-drip nozzle (708 RSF only) 1/2" NPT(f).

Control Valves Accessories

Model No.	Description
276280	Flex. ext. w/auto non-drip nozzle for 1/2" NPT(f)
276281	Flex. ext. w/semi-auto non-drip nozzle for 3/4" NPT(f)
276282	Rigid ext. w/auto non-drip nozzle for 1/2" NPT(f)
276283	Rigid ext. w/semi-auto non-drip nozzle for 3/4" NPT(f)
276310	Flex. ext. 90° w/auto non-drip nozzle for 1/2" NPT(f)
276311	Rigid ext. w/auto non-drip nozzle for 1/2" NPT(f)

Electronic Meter Accessories

Model 260379

Rigid extension outlet with patented 45° swivel for versatile fluid dispensing. **Note:** Only fits models 977 and 978.

Model 260380

Flexible extension with non-drip valve for fluid dispensing in hard to reach areas. **Note:** Only fits models 977 and 978.

Model 260381

Rigid extension with non-drip valve. **Note:** Only fits models 977 and 978.

Colored Swivel Guards

Attach these flexible swivel guards to separate meters to differentiate between fluids. Available in red, black, blue, yellow and green.

Meter Accessories

Model 242911 Shroud Protector

Universal shock protector for all 3 1/2" diameter Lincoln electronic lube meters. Heavy-duty rubber cover fits easily over meter face. Order as separate accessory.

Model 90464 Swivel

Straight oil meter swivel, 1/2"NPT(m) x 1/2"NPT(f). 1000 psi (68 bar) maximum working pressure.



961

Model 961 High-Volume Gallons

U.L. approved for gasoline and diesel fuels. Meters light-weight petroleum-base products by pump or gravity flow. Volume flow of 6 to 38 gpm. Calibrated in U.S. gallons; 1/10 gallon graduations. Straight readout to 999.9 gallons; reset knob on meter body. Non-reset totalizer on meter face. 50 psi max. pressure. 6 1/4" h, 7 1/8" w; 5 1/2 lbs. 1" NPT(f) inlet/outlet.

NOTE: For consumer use only. Not intended for measurement where resale is contemplated.

Model 964 Liters

Same as 961, except meter is calibrated in liters. Straight readout to 999.9 liters. Maximum working pressure: 3.5 kilograms per square centimeter.

Model 962 Volume Gallons

For oils and ATF up to SAE 40 weight. Calibrated in U.S. gallons; 1/10 gallon graduations. Straight readout to 999.9 gallons; reset knob on meter body. Non-reset totalizer on 6" diameter dial face. 1000 psi max. pressure. 1" NPT(f) inlet/outlet.

NOTE: For consumer use only. Not intended for measurement where resale is contemplated.

Model 963 Liters

Same as 962, except meter is calibrated in liters.

Model 8002 Liters

Calibrated and totalized in liters. Total measure on dial is four liters.

Model 870 Pints

Dial diameter 3 1/2"; inlet 1/2" NPT(f). 1000 psi maximum working pressure.

Model 871 Quarts

Calibrated and totalizes in quarts. Total measure on dial is 4 quarts.

Model 873 Liters

Calibrated and totalizes in liters. Total measure on dial is 10 liters.

Model 857 – NEW

Calibrated in quarts. Large electronic display to 999.9.

Model 2873 Liters

Calibrated in liters. Total on dial is 4 liters.



962



870



857

Inline Lube Meters

Model	Totalizing	Totals	Graduation	Max. psi
857	Yes	999.9 qt.	.05 quart	1000
870	Yes	8 pints	1/4 pint	1000
871	Yes	4 quarts	1/4 quart	1000
873	Yes	10 liters	1/10 liter	1000
961	Yes	999.9 gal.	1/10 gallon	50
962	Yes	999.9 gal.	1/4 pint	1000
963	Yes	999.9 ltr.	1/10 liters	1000
964	Yes	999.9 ltr.	1/10 liters	50
2873	No	4 liters	1/10 liter	1000
8002	Yes	4 liters	1/4 quart	1000



840

Blow Guns

Model 840

- Handy thumb-button design provides ease of operation
- Brass stem and synthetic packaging for service life
- Addition of air nipple permits quick connect or disconnect
- Inlet 1/4" NPT(f); outlet 7/64" diameter



960

Model 950

- Same as 840, except with air restricter
- Nozzle inlet pressure 30 psi maximum complies with Federal Safety Regulation 50-204.8 and OSHA 1910 242.B.

Model 960

- Light-weight cast aluminum pistol grip
- Inlet 1/4" NPT(f); outlet 7/64" diameter; height 5 3/4"
- Nozzle inlet pressure 30 psi maximum complies with Federal Safety Regulation 50-204.8 and OSHA 1910 242.B.



5980

Model 940

- Same as 960 less air restricter
- When used for large cleaning requirement or chip cleaning, regulated air pressure must not exceed Federal recommended maximum.

Model 5980

- Thumb control provides comfort and ease of operation
- Inlet 1/4" NPT(f); outlet 1/8" NPT(f) outlet



5990

Model 5990 Rubber Tip for Blow Guns

- Rubber tip will not scratch surfaces.
- Fits 840, 940 and 5980 blow guns, as well as many competitive models.
- 1/8" NPT(m) threads.

Air & Water Accessories

Model 846 Water Bibbcock

For attaching to water service hose.

- 1/4" NPT(f) inlet.
- Thumb-action trigger. Built-in strainer filters out contaminants.



846

Model 845 Water Bibbcock

Same as 846 except inlet 3/4"-1 1/2" AN connects to standard lawn hose.

Air/Water Accessories




815

Model	Description	Style
815	1/4"(f) Air Coupler	Lincoln "Long Stem"
845	Inlet 3/4" -1 1/2" AN	Connects to standard lawn hose
846	1/4"(f) Water Bibbcock	Low-pressure water
11659	1/4"(m) Air Nipple	Lincoln "Long Stem"
66951	1/4"(f) Tire Chuck	Standard tire chuck



66951



11659