



Modular Air Line Filters

Part No.	Maximum Air Supply	Operating Temperature Range	Material of Construction		Element	
			Body	Bowl	Material	Particle Size
602104	250 psig 17 bar	0° to 150°F -18° to 65°C	Zinc	Zinc*	Sintered Polypropylene	40μ
602106						
602108		0° to 175°F -18° to 79°C	Aluminum	Aluminum*		
602109						


Part No.	Drain Type	Port Size PTF	Dimensions - in. / mm				Weight lbs. / kg
			A	B	C	Dia.	
602104	Manual	¼	5.27 / 1.34	0.75 / 19	1.98 / 50	1.91 / 48	1.1 / 0.5
602106		¾					
602108		½	6.95 / 177	1.00 / 25	3.15 / 80	2.89 / 74	
602109	Automatic	6.35 / 161					



Modular Air Line Regulators

Part No.	Maximum Air Supply	Operating Temperature Range	Material of Construction				Secondary (Gauge) Connections - in.
			Body	Bonnet	Valve Seals	Bottom Plug	
602004	300 psig 20 bar	0° to 150°F -18° to 65°C	Zinc	Acetal	Brass Nitrile	Acetal	½ NPT (F)
602005							
602006							
602007		0° to 175°F -18° to 79°C	Aluminum	Aluminum			¼ NPT (F)
602008							
602009							

Part No.	Outlet Pressure Adj. Range	Connections NPT-Female in.	Dimensions - in. / mm				Adjuster	Weight lbs. / kg
			A	B	C	D		
602004	5 to 150 psig 0.3 to 4 bar	¼	4.0 / 102	1.31 / 33	2.0 / 50	3.2 / 83	0.8 / 0.4	
602005			2.88 / 73					
602006		¾	4.0 / 102					
602007			2.88 / 73					
602008	10 to 250 psig 0.7 to 16 bar	½	5.95 / 151	1.69 / 43	3.15 / 80	5.1 / 130	T-Handle	
602009	5 to 150 psig 0.3 to 4 bar		5.0 / 127				Knob	



Modular Air Line Lubricators

Part No.	Maximum Air Supply	Operating Temperature Range	Material of Construction			Recommended Lubricants
			Body	Bowl	Sight feed Dome	
602204	250 psig 17 bar	0° to 150°F -18° to 65°C	Zinc	Zinc	Transp. Nylon	Misting type oil 50 to 200 SSU (ISO Grade 7 to 46) at 100°F (38°C)
602206			Aluminum	Aluminum		
602208		0° to 175°F -18° to 79°C				

* Transparent nylon liquid level indicator lens.

Part No.	Connections NPT-Female in.	Bowl Capacity ozs. / ml	Dimensions - in. / mm				Weight lbs. / kg
			A	B	C	D	
602204	¼	2.0	5.27 / 134	1.63 / 41	1.98 / 50	1.91 / 48	1.1 / 0.5
602206	⅜	58					
602208	½	7.0 207	6.95 / 177	2.12 / 53	3.15 / 80	2.89 / 74	1.6 / 0.7




Integrated/Modular Filter/Regulator with Gauge

Can be used with other AirCare Modular Components.

Part No.	Maximum Air Supply	Operating Temperature Range	Element Particle Size	Outlet Pressure Adj. Range
602134	250 psig 17 bar	0° to 150°F -18° to 65°C	40µ	5 to 150 psig 0.3 to 10 bar
602136				
602138		0.3° to 10°F -18° to 79°C		

Part No.	Drain Type	Port Size PTF	Dimensions - in. / mm				Weight lbs. / kg
			A	B	C	D	
602134	Manual	¼	5.27 / 134	2.89 / 73	1.98 / 50	3.29 / 83	1.2 / 0.5
602136		⅜					
602138		½	6.95 / 177	4.98 / 127	3.15 / 80	5.10 / 130	




Modular Air Line Combination Units

Filter-Regulator with Gauge-Lubricator

Part No.	Maximum Air Supply	Operating Temperature Range	Element Particle Size	Outlet Pressure Adj. Range	Lubricator Bowl Capacity ozs. / ml
85387-4	250 psig 17 bar	0° to 150°F -18° to 65°C	40µ	5 to 150 psig 0.3 to 10 bar	2.0 / 58
85387-6					
85387-8		0° to 175°F -18° to 79°C			7.0 / 207

* Transparent nylon liquid level indicator lens.

Part No.	Drain Type	Port Size PTF	Dimensions - in. / mm			Weight lbs. / kg
			A	B	C	
85387-4	Manual	¼	5.27 / 134	1.63 / 41	6.46 / 164	3.3 / 1.5
85387-6		⅜				
85387-8		½	6.95 / 177	2.12 / 53	10.52 / 267	



Modular Air Line Combination Units

Filter-Regulator with Gauge

Part No.	Maximum Air Supply	Operating Temperature Range	Element Particle Size	Outlet Pressure Adj. Range
85388-4	250 psig 17 bar	0° to 150°F -18° to 65°C	40μ	5 to 150 psig 0.3 to 10 bar
85388-8		0° to 175°F -18° to 79°C		

* Transparent nylon liquid level indicator lens.

Part No.	Drain Type	Port Size PTF	Dimensions - in. / mm			Weight lbs. / kg
			A	B	C	
85388-4	Manual	¼	5.27 / 134	1.31 / 33	4.22 / 108	2.0 / 1.0
85388-8		½	6.95 / 177	1.69 / 43	6.84 / 174	4.2 / 2.0



Modular Air Line Combination Units

Filter-Lubricator

Part No.	Maximum Air Supply	Operating Temperature Range	Element Particle Size	Lubricator Bowl Capacity ozs. / ml
85389-8	250 psig / 17 bar	0° to 175°F / -18° to 79°C	40μ	7.0 / 207

* Transparent nylon liquid level indicator lens.

Part No.	Drain Type	Port Size PTF	Dimensions - in. / mm			Weight lbs. / kg
			A	B	C	
85389-8	Manual	½	6.95 / 177	2.12 / 53	6.84 / 174	3.8 / 1.7



High-Capacity Air Line Filters

Part No.	Maximum Air Supply	Operating Temperature Range	Material of Construction		Element	
			Body	Bowl	Material	Particle Size
602112	250 psig 17 bar	0° to 175°F -18° to 79°C	Aluminum	Aluminum* w/ Pyrex sight glass	Sintered Bronze	50μ
602113						
602116						
602117						

* Pyrex liquid level indicator.

Part No.	Drain Type	Port Size PTF	Dimensions - in. / mm				Weight lbs. / kg
			A	B	C	Dia.	
602112	Manual	¾	10.44 / 265	1.25 / 32	4.75 / 121	5.52 / 140	4.1 / 1.9
602113	Automatic		10.06 / 256				
602116	Manual	1	10.44 / 265	1.25 / 32	4.75 / 121	5.52 / 140	4.1 / 1.9
602117	Automatic		10.06 / 256				



High-Capacity Air Line Regulators

Part No.	Maximum Air Supply	Operating Temperature Range	Material of Construction				Secondary (Gauge) Connections - in.
			Body	Bonnet	Valve Seals	Bottom Plug	
602012	300 psig 20 bar	0° to 175°F -18° to 79°C	Aluminum	Aluminum	Aluminum Nitrile	Aluminum	¼ NPT (F)
602013							
602016							

Part No.	Outlet Press. Adj. Range psig / bar	Connections NPT-Female in.	Dimensions - in. / mm				Adjuster	Weight lbs. / kg
			A	B	C	D		
602012	10 to 250 / 0.7 to 16	¾	5.69/145	2.38/60	4.25/108	2.38/60	T-Handle	
602013	5 to 150 / 0.3 to 10		4.71/120				Knob	
602016	10 to 250 / 0.7 to 16	1	5.69/145				T-Handle	




High-Capacity Air Line Lubricators

Part No.	Maximum Air Supply	Operating Temperature Range	Material of Construction			Recommended Lubricants
			Body	Bowl	Sight feed Dome	
602212	250 psig 17 bar	0° to 175°F -18° to 79°C	Aluminum	Aluminum*	Transp. Nylon	Misting type oil 50 to 200 SSU (ISO Grade 7 to 46) at 100°F (38°C)
602216						

* Pyrex liquid level indicator.

Part No.	Connections NPT-Female in.	Bowl Capacity ozs. / ml	Dimensions - in. / mm				Weight lbs. / kg
			A	B	C	Dia.	
602212	¾	32 / 946	10.24 / 260	2.22 / 56	4.50 / 114	5.52 / 140	3.6 / 1.6
602216	1						



High-Capacity Air Line Combination Units

High-Capacity Filter-Regulator with Gauge-Lubricator

Part No.	Maximum Air Supply	Operating Temperature Range	Element Particle Size	Outlet Pressure Adj. Range	Lubricator Bowl Capacity ozs. / ml
85387-12	250 psig 17 bar	0° to 175°F -18° to 79°C	50µ	5 to 125 psig 0.3 to 8.6 bar	32 / 946
85387-16					

* Pyrex liquid level indicator.

Part No.	Drain Type	Port Size PTF	Dimensions - in. / mm			Weight lbs. / kg
			A	B	C	
85837-12	Manual	¾	10.44 / 265	2.22 / 56	14.75 / 375	10.6 / 4.8
85837-16		1				



High-Capacity Air Line Combination Units

Filter-Regulator with Gauge

Part No.	Maximum Air Supply	Operating Temperature Range	Element Particle Size	Outlet Pressure Adj. Range
85388-12	250 psig / 17 bar	0° to 175°F / -18° to 79°C	50µ	5 to 125 psig 0.3 to 8.6 bar

* Pyrex liquid level indicator.

Part No.	Drain Type	Port Size PTF	Dimensions - in. / mm				Weight lbs. / kg
			A	B	C	Dia.	
85388-12	Manual	¾	10.44 / 265	2.38 / 60	10 / 254	5.52 / 140	6.9 / 3.1



High-Capacity Air Line Combination Units

Filter-Lubricator

Part No.	Maximum Air Supply	Operating Temperature Range	Element Particle Size	Lubricator Bowl Capacity ozs. / ml
85389-12	250 psig 17 bar	0° to 175°F	50µ	32 / 946
85389-16		-18° to 79°C		

* Pyrex liquid level indicator.

Part No.	Drain Type	Port Size PTF	Dimensions - in. / mm				Weight lbs. / kg
			A	B	C	Dia.	
85389-12	Manual	¾	10.44 / 265	2.22 / 56	10.25 / 260	5.52 / 140	7.8 / 3.5
85389-16		1					



Miniature Air Line Components—Air Line Filter

Part No.	Maximum Air Supply	Operating Temperature Range	Material of Construction		Element	
			Body	Bowl	Material	Particle Size
602103	150 psig 10 bar	0° to 125°F -18° to 52°C	Zinc	Polycarbonate	Porous Polypropylene	50µ

Part No.	Drain Type	Port Size PTF	Dimensions - in. / mm				Weight lbs. / kg
			A	B	C	Dia.	
602103	Manual	¾	3.25 / 83	0.38 / 10	1.63 / 42	1.45 / 37	1.1 / 0.12



Miniature Air Line Components—Air Line Regulator

Part No.	Maximum Air Supply	Operating Temperature Range	Material of Construction				Secondary (Gauge) Connections - in.
			Body	Bonnet	Valve Seals	Bottom Plug	
602003	300 psig 20 bar	0° to 150°F -18° to 65°C	Zinc	Acetal	Brass/ Nitrile	Acetal	1/8 NPT (F)


Part No.	Outlet Pressure Adj. Range	Connections NPT-Female in.	Dimensions - in. / mm				Adjuster	Weight lbs. / kg
			A	B	C	D		
602003	5 to 100 psig 0.3 to 7 bar	1/4	2.52 / 64	0.39 / 10	1.63 / 41	1.45 / 37	Knob	0.3 / 0.13



Miniature Air Line Components—Air Line Lubricator

Part No.	Maximum Air Supply	Operating Temperature Range	Material of Construction			Recommended Lubricants
			Body	Bowl	Sight feed Dome	
602203	150 psig 10 bar	0° to 125°F -18° to 52°C	Aluminum	Polycarbonate	Transp. Nylon	Misting type oil 50 to 200 SSU (ISO Grade 7 to 46) at 100°F (38°C)

Part No.	Connections NPT-Female in.	Bowl Capacity ozs. / ml	Dimensions - in. / mm				Weight lbs. / kg
			A	B	C	Dia.	
602203	1/4	1.0 / 30	3.25 / 83	1.98 / 50	1.63 / 41	1.45 / 37	0.3 / 0.13



Miniature Air Line Combination Units

Filter-Regulator with Gauge-Lubricator

Part No.	Maximum Air Supply	Operating Temperature Range	Element Particle Size	Outlet Pressure Adj. Range	Lubricator Bowl Capacity ozs. / ml
85672	150 psig 10 bar	0° to 150°F -18° to 65°C	50μ	5 to 100 psig 0.3 to 6.9 bar	1.0 / 30

Part No.	Drain Type	Port Size PTF	Dimensions - in. / mm				Weight lbs. / kg
			A	B	C	Dia.	
85672	Manual	1/4	3.25 / 83	1.98 / 50	5.61 / 143	1.45 / 37	1.3 / 0.6



Miniature Air Line Combination Units

Filter-Lubricator

Part No.	Maximum Air Supply	Operating Temperature Range	Element Particle Size	Lubricator Bowl Capacity ozs. / ml
85674	150 psig / 10 bar	0° to 125°F -18° to 52°C	5µ.	1.0 / 30

Part No.	Drain Type	Port Size PTF	Dimensions - in. / mm				Weight lbs. / kg
			A	B	C	Dia.	
85674	Manual	¼"	3.25 / 83	1.98 / 50	3.66 / 93	1.45 / 37	0.9 / 0.4

Modular Air Line Equipment Accessories— Lockout Valve

Install in-line or modular with other AirCare products to help conform to OSHA Lockout Regulations. In the closed position, valves block inlet air flow and exhaust downstream air.



Part No.	For Modular use with	For In-Line use with	Maximum Air Supply	Operating Temperature Range
247770	¼" Modular	¼"	250 psig 17 bar	0° to 150°F -20° to 65°C
247771	⅜" Modular	⅜"		
247772	½" Modular	½"		

Modular Air Line Equipment Accessories— Quick Clamp

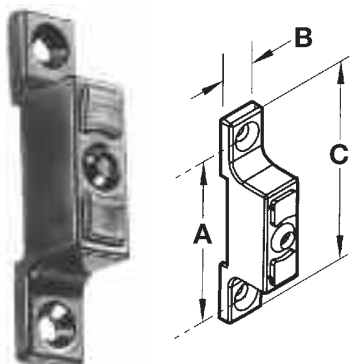
Use with Modular Air Line Components to provide modular installation capability. Flanges on the products slide into "V" grooves in the quick clamp. Two face-sealing O-rings in the quick clamp provide an air tight connection when the clamp is closed.



Part No.	For Modular Sizes	Dimensions in. / mm
247782	¼" and ⅜"	1.50 / 38
247783	½" and ¾"	2.00 / 51

Modular Air Line Equipment Accessories— Quick Clamp Wall Mounting Bracket

Use with quick clamp to provide secure mounting to a wall, machine panel or other flat surface.




Part No.	For Modular Sizes	Dimensions in. / mm		
		A	B	C
247792	¼" and ⅜"	2.32 / 59	0.55 / 14	2.91 / 74
247793	½" and ¾"	3.25 / 83	0.95 / 24	4.0 / 102



Modular Air Line Equipment Accessories— Quick Mount Pipe Adapters

Use with quick clamp to provide threaded connections to the system piping.

Part No.	For Modular use with	Port Size - in.
247787	¼" and ⅜" Modular	⅜
247789	½" and ¾" Modular	⅜
247791		¾



Modular Air Line Equipment Accessories— Manifold Block

Installs with quick clamps. Ports are threaded pipe to provide manifolding capability for up to three components.

Part No.	Port Size in.	For Modular Sizes	Dimensions in. / mm	
			A	B
247795	¾	½" and ¾"	2.27 / 57.8	3.15 / 80



Modular Air Line Equipment Accessories— Tamper Resistant Cover & Seal Wire

Install on the adjusting knob of regulators to help prevent unauthorized adjustment of the pressure setting.

Part No.	For Modular Sizes
247778	½" and ¾"



Modular Air Line Equipment Accessories— Wall Mount Bracket

Use to secure Modular Air Line components to a wall, machine panel or other flat surface.

Part No.	For Modular Sizes
247775	¼" and ⅜"
247776	½" and ¾"



Modular Air Line Equipment Accessories— Pressure Switch

Monitors air pressure and provides an electrical signal when the pressure drops below or exceeds the preset pressure. Installs between two quick clamps. Also provides three additional ¼" auxiliary outlets.

Part No.	For Modular Sizes	Maximum Inlet Pressure	Operating Temperature Range	Adjustment Range
247797	½" and ¾"	250 psig 17 bar	0° to 150°F -20° to 65°C	30 to 150 2 to 10



Air Line Equipment Accessories— Mounting Bracket and Nut—Miniature

Use to secure Miniature Air Line components to a wall, machine panel or other flat surface.

Part No.	Component
247774	All Regulators and Lubricators



Air Line Equipment Accessories— Pressure Gauges

Available in 1/8" NPT and 1/4" NPT back connection.

Part No.	For Regulator Sizes	Gauge Diameter	Connection	Pressure Range
247843	1/4" and 3/8"	1 1/2"	1/8" NPT	0 to 160 psig / 0 to 11 bar
247844	1/2", 3/4" and 1"	2"	1/4" NPT	
247863				0 to 300 psig / 0 to 20 bar



Manual Shut-Off Valves—High-Pressure Needle Valves

For supply lines.

Part No.	Inlet/Outlet Female NPTF(F)	Dimension		Maximum Working Pressure
		A (Valve Open) in. / cm	B in. / cm	
778	1/4"	3 1/16 / 7.8	2 1/2 / 6.4	10000 psig 680 bar
884	3/8"	3 3/4 / 9.5	2 7/8 / 7.3	
885	1/2"	3 3/4 / 9.5	2 7/8 / 7.3	



Manual Shut-Off Valves—Quarter-Turn Valves

For supply lines.

Part No.	Connections Female NPTF(F)	Dimension		Maximum Working Pressure
		A in. / cm	B in. / cm	
69503	1/2"	6 1/32 / 15.3	1 5/8 / 4.1	2000 psig 136 bar
69425	3/4"	6 5/32 / 15.6	2 7/8 / 7.3	
69423	1"	7 19/32 / 19.3	4 1/4 / 10.8	



Manual Shut-Off Valves—Low-Pressure Quarter-Turn Valves

Part No.	Inlet/Outlet NPTF (F) in.	Maximum Working Pressure
66084	1/2	710 psig / 48 bar
256200	1/4	300 psig / 20 bar

Pressure Gauges—High-Pressure Gauges

For lubricant supply lines.



Part No.	Maximum Register	Indicator Needle	Dial Diameter in. / mm	Connection		
				Size in.	Location	
66689	2000 psig 140 kg/cm ²	Single	2½ / 65	¼ NPT(M)	Bottom	
68946		Dual				
69844	3000 psig 210 kg/cm ²	Single				
69827						
66111	5000 psig / 350 kg/cm ²	Single	3½ / 88.9			Bottom
69039	5000 psig / 350 kg/cm ²	Dual	2½ / 65			

Pressure Gauges—Low-Pressure Gauges

For air lines.



Part No.	Maximum Register	Indicator Needle	Dial Diameter in.	Connection	
				Size in.	Location
66100	200 psig 14 kg/cm ²	Single	2	¼ NPT(M)	Bottom
600401					Back Center
66101				⅛ NPT(M)	Bottom

Lubricant Filters

Remove solid contaminants before delivering lubricants to the supply line.

Filters mount in pump outlet before vent valve on reciprocating pump systems.




Part No.	Element Size micron	Maximum Pressure	Connections in.	Hex Body Size - in.
84004	140	5000 psig / 340 bar	½ NPTF (M)	¼

* In-line filter with Viton® seal.

Lubricant Strainers

Remove solid contaminants before delivering lubricants to the supply line.

Strainers mount at pump inlet.



Part No.	Use with Pump/Model Type	Strainer Size
82103	Series 20 Models 1823/282288	500 Micron

Note: Not recommended for use with heavy lubricants.