



Features

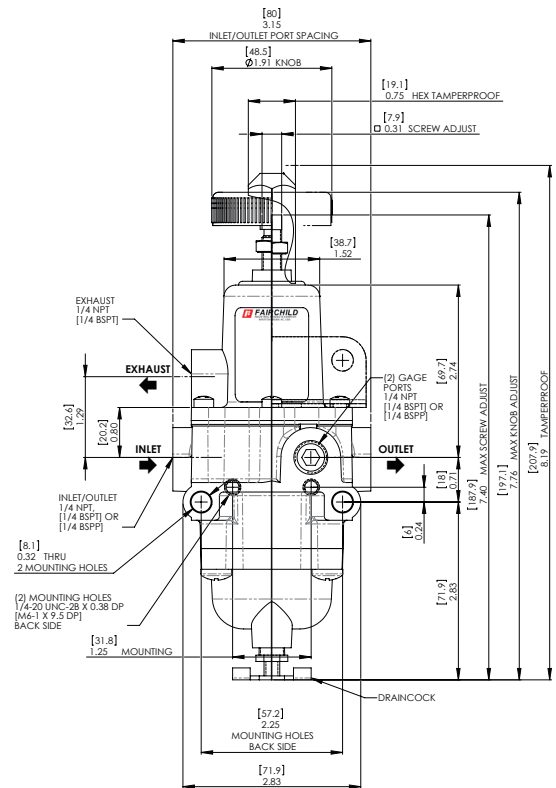
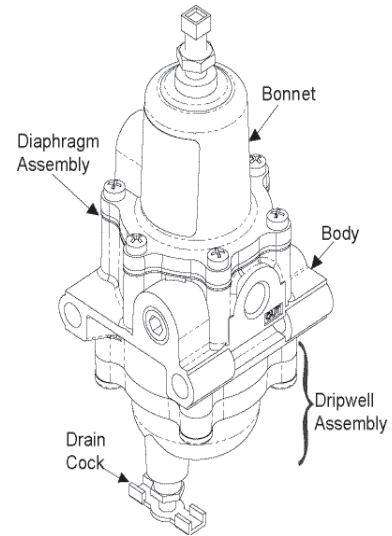
- The no-brass construction is well suited to harsh environments.
- Epoxy coated finish for superior corrosion resistance
- Non-bleed design to reduce consumption
- Integral Relief Valve
- A Gauge Port provides convenient pressure gauge mounting.
- The standard 5-micron filter minimizes internal contamination.
- The Filter Dripwell contains a Drain Plug to easily drain trapped liquids.
- Standard Tapped Exhaust
- Soft Relief Seat minimizes air loss
- Canadian Registration Number (CRN) certification for all territories and provinces.

Operating Principles

When you turn the Adjustment Screw to a specific setpoint, the Spring exerts a downward force against the top of the Diaphragm Assembly. This downward force opens the Supply Valve. Output pressure flows through the Outlet Port and the passage to the Control Chamber where it creates an upward force on the bottom of the Diaphragm Assembly.

When the setpoint is reached, the force of the Spring that acts on the top of the Diaphragm Assembly balances with the force of output pressure that acts on the bottom of the Diaphragm Assembly and closes the Supply Valve.

When the output pressure increases above the setpoint, the Diaphragm Assembly moves upward to close the Supply Valve and open the Exhaust Valve. Output pressure flows through the Exhaust Valve and out of the Exhaust Vent on the side of the unit until it reaches the setpoint.

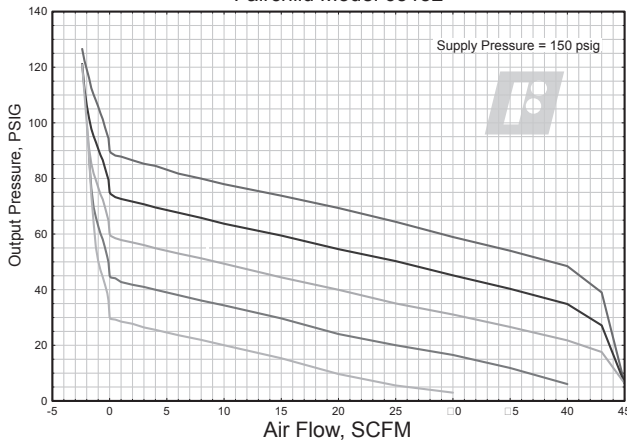


ALL OPTIONS EXCEPT P & E

Note: Pipe plug is included

Technical Information

Flow Characteristics
Fairchild Model 63152



Specifications

Supply Pressure

300 psig, [20 BAR], (2000 kPa) Maximum

Flow Capacity (SCFM)

25 (42.5 m³/HR) @ 100 psig, [7 BAR], (700 kPa) supply and 20 psig, [1.5 BAR], (150 kPa) setpoint

Exhaust Capacity (SCFM)

0.8 (1.36 m³/HR) where downstream pressure is 5 psig, [.35 BAR], (35 kPa) above 20 psig, [1.5 BAR], (150 kPa) setpoint. (0.8 scfm for 120 # unit)

Consumption

Undetectable

Supply Pressure Effect

Less than 1.25 psig, [.09 BAR], (9 kPa) change for 100 psig, [7.0 BAR], (700 kPa) change in supply pressure (1.90 psig for 120 psig Range)

Sensitivity

1" (2.50 cm) Water Column

Temperature Range

-40° F to + 180° F, (-40° C to + 82° C)

-60° F to + 180° F, (-51° C to + 82° C); for L Option

Materials of Construction

Body and Housing Epoxy Coated Aluminum

Trim Stainless Steel, Nickel Plated Steel,

Zinc Plated Steel

Elastomers Nitrile

Catalog Information

Catalog Number

Low Temp. Option

Pressure Range

psig	[BAR]	(kPa)
0.5-30	[0.03-2]	(3-200)
1-60	[0.07-4]	(7-400)
2-120	[0.14-8]	(14-800)

Port Size

1/4" 2

Port Thread

NPT N
BSPP H
BSPT U

Actuator

Knob K
Screw S
Tamper Proof T

Options

Stainless Steel Trim/Drain S
Screen in Exhaust Port M
Quick Bleed Valve C
2" Pressure Gauge Option (NPT Only) G

Installation Instructions

For installations instructions, refer to the *Fairchild Model 63 Pneumatic Filter Regulator Instruction, Operation and Maintenance Instructions, IS-10000063*.