

Features

- Mount directly to actuators with NAMUR, Keystone, or Worcester interfaces
- Easy conversion from AC to DC by simply changing coil
- Standard momentary/maintained manual operator
- 3/2 is normally closed poppet design for spring return actuators
- 3/2 normally closed or 4/2 operation can be selected by rotating sub-base gasket
- 3/2 normally closed or 4/2 valves have built-in linear flow device capable of controlling Cv from 0.10 to 0.50
- Breather block exhausts to spring side of actuator to prevent corrosion of the actuator
- Unique CA slide and ceramic flow plate for extra-long life

Construction

Valve Parts in Contact with Fluids	
Core Tube	305 Stainless Steel
Core and Plugnut	430F Stainless Steel
Springs	302 Stainless Steel
Seals	Low-Friction, Low-Wear NBR
Interface Plate	Molded PA
8401 Series Only	
Pressure Port	303 Stainless Steel
Main and Pilot Body	Molded PA
Spool	CA
Slide	Graphite-filled PTFE
Flow Plate	Ceramic (Alumina)
Worcester Version	
Main Body and Sub-Base	Anodized Aluminum

Electrical

Standard Coil and Class of Insulation	Watt Rating and Power Consumption				Spare Coil Part Number	
	DC Watts	Watts	AC		AC	AC
			VA Holding	VA Inrush		
F	6.9	6.3	8.8	12.1	266763	270008

Standard Voltages: 24, 120, 240 volts AC, 60 Hz (or 110, 220 volts AC, 50 Hz).
 6, 12, 24, 120, 240 volts DC. Must be specified when ordering.
 Other voltages available upon request.

Solenoid Enclosures

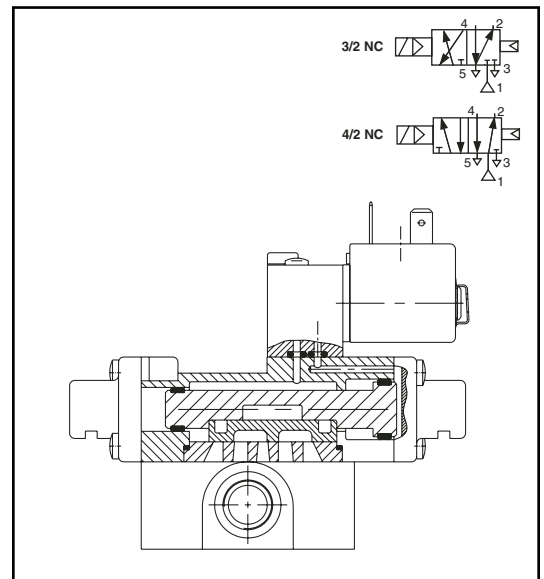

Standard: Watertight, Types 1, 2, 3, 3S, 4, and 4X.

Optional: Explosionproof and Watertight, Types 3, 3S, 4, 4X, 6, 6P, 7, and 9. (To order, change "WT" catalog number prefix to "EF".)

Molded epoxy coil per 3 x DIN 46244. (To order, change "WT" catalog number prefix to "SC".)

Molded epoxy open frame Class F coil with 18" leads. (To order, change "WT" catalog number prefix to "U".)

See *Optional Features Section* for other available options.



Nominal Ambient Temp. Ranges

AC: 0°F to 104°F (-18°C to 40°C),
 except prefixes "U" and "SC" to 135°F (57°C)
 DC: 0°F to 77°F (-18°C to 25°C)

Approvals

"WT" - UL recognized component General Purpose Valve, CSA certified.

"EF" - UL listed solenoid, CSA certified.

"U" and "SC" - UL recognized component, CSA certified.

Refer to *Engineering Section* for details.

VALVE
AUTOMATION

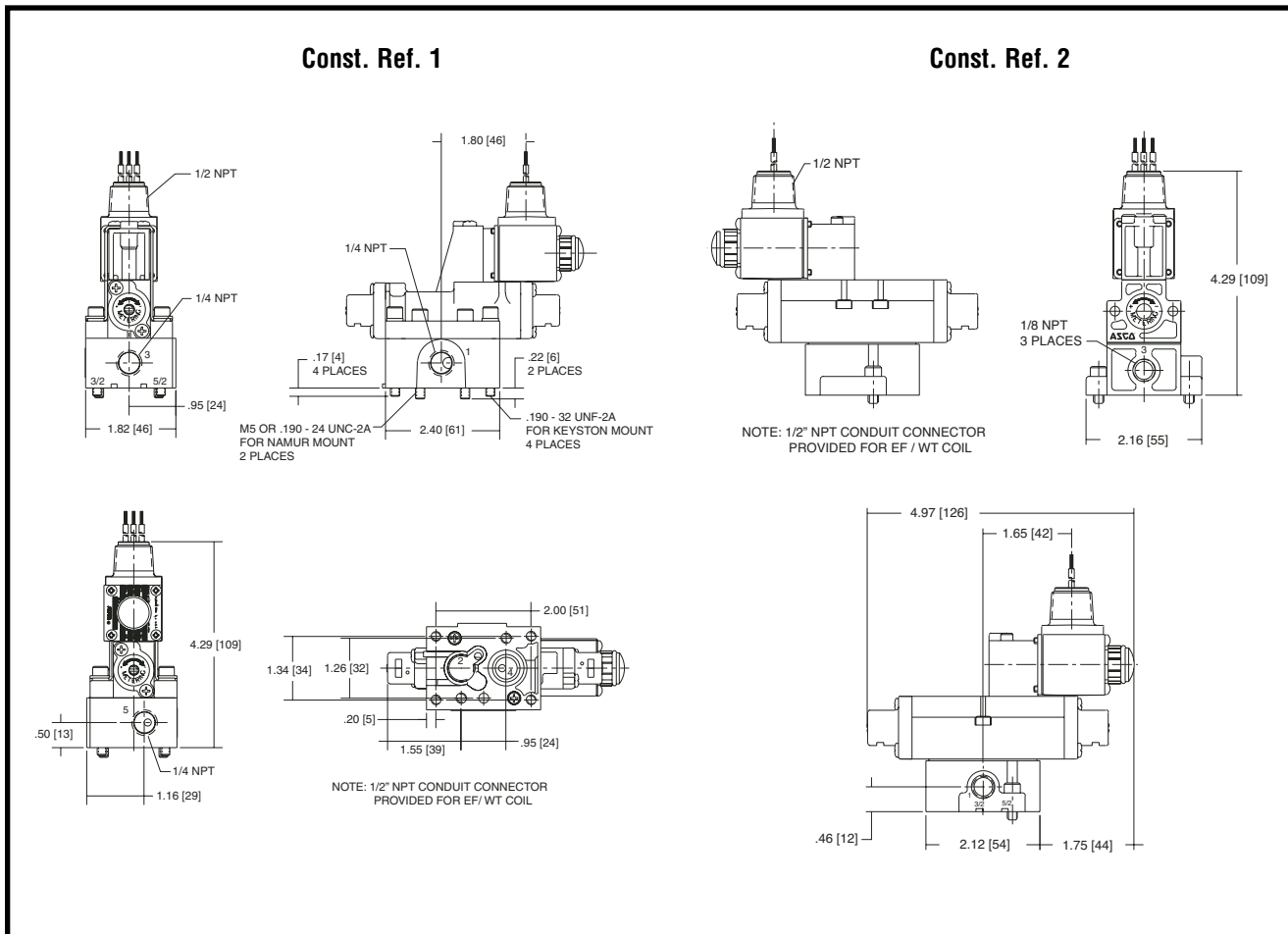
Specifications (English units)

Pipe Size (in)	Orifice Size (in)	Cv Flow Factor	Main Line Supply Pressure (psi) AC and DC				Catalog Number	Const. Ref.	Interface Type	Watt Rating/ Class of Coil Insulation	
			Air-Inert Gas		Max. Fluid Temp. °F					AC	DC
			Min.	Max.	AC	DC					
3-WAY NORMALLY CLOSED OR 4-WAY											
1/4	1/4	.50	20	150	104	77	WT8401B202M	1	NAMUR	6.3/F	6.9/F
1/4	1/4	.50	20	150	104	77	WT8401B204M	1	Keystone	6.3/F	6.9/F
1/4	1/4	.40	20	150	104	77	WT8401B200M	2	Worcester	6.3/F	6.9/F

Specifications (Metric units)

Pipe Size (in)	Orifice Size (mm)	Kv Flow Factor (m³/h)	Main Line Supply Pressure (bar) AC and DC				Catalog Number	Const. Ref.	Interface Type	Watt Rating/ Class of Coil Insulation	
			Air-Inert Gas		Max. Fluid Temp. °C					AC	DC
			Min.	Max.	AC	DC					
3-WAY NORMALLY CLOSED OR 4-WAY											
1/4	6	.43	1	10	40	25	WT8401B202M	1	NAMUR	6.3/F	6.9/F
1/4	6	.43	1	10	40	25	WT8401B204M	1	Keystone	6.3/F	6.9/F
1/4	6	.34	1	10	40	25	WT8401B200M	2	Worcester	6.3/F	6.9/F

Dimensions inches (mm)



VALVE
AUTOMATION