

Features

- Die-cast aluminum bodies and diaphragm operation
- Integral compression fittings for fast, easy, secure installation

Construction

Valve Parts in Contact with Fluids	
Body	Aluminum
Seals & Gasket	NBR
Diaphragms	NBR or HYT, as noted
Discs	PA
Retainer	Carbon Steel

Electrical

Standard Coil and Class of Insulation	Watt Rating and Power Consumption			Spare Coil Part Number	
	AC			General Purpose	Explosionproof
	Watts	VA Holding	VA Inrush	AC	AC
F	6.1	16	30	238210	238214
F	10.1	25	50	238610	238614

Standard Voltages: 24, 120, 240, 480 volts AC, 60 Hz (or 110, 220 volts AC, 50 Hz). Consult factory for DC voltage. Other voltages are available when required.

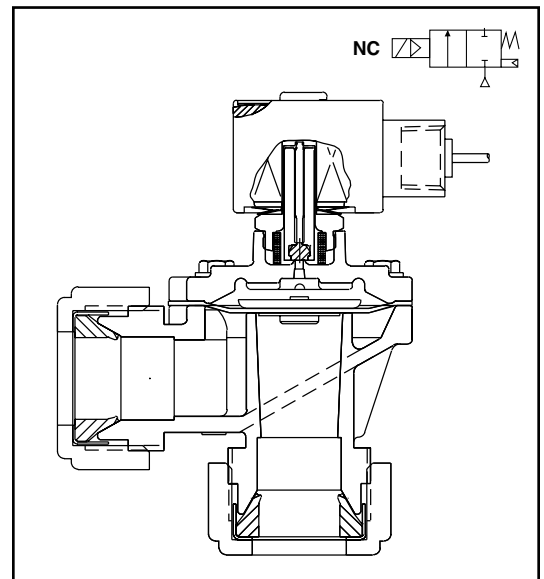
Solenoid Enclosures

Standard: Watertight, Types 1, 2, 3, 3S, 4, and 4X.

Optional: Explosionproof and Watertight, Types 3, 3S, 4, 4X, 6, 6P, 7, and 9. (To order, add prefix "EF" to catalog number.)

Also available Open Frame Solenoids, Junction Box, DIN connections.

See *Optional Features Section* for other available options.



SPECIAL SERVICE VALVES

Nominal Temp. Ranges

Ambient: AC constructions: 0°F to 185°F (-18°C to 85°C); 150°F (66°C) for valves with HYT diaphragms

Fluids: 0°F to 185°F (-18°C to 85°C), except as noted. For temperatures to 300°F (149°C), specify FPM, suffix "V" (except where noted).

Pressure Ranges

AC minimum 5 psi (0.3 bar).

AC maximum 125 psi (8.6 bar).

Consult ASCO for DC pressure ratings.

Specifications (English, Metric units)

Pipe Size (in)	Orifice Size (in)	Cv Flow Factor	Kv Flow Factor (m3/h)	Min. & Max. Operating Pressure Differential (psi)	Min. & Max. Operating Pressure Differential (bar)	Integral Pilot	Remote Pilot Construction (Minimum Pilot Valve Orifice Size = 1/8")	Watt Rating/ Class of Coil Insulation	Rebuild Kit AC Valves	Diaphragm Only 10 Pack "Zip" Kit
						Catalog Number	Catalog Number	AC	Kit No.	Kit No.
3/4	1 1/8	15	12.9	5 & 125	0.3 & 8.6	8353G052 ①	-	6.1/F	K316563	K238866
3/4	1 1/8	15	12.9	5 & 125	0.3 & 8.6	-	8353 055 ①	-	K200262	K238866
1	1 1/8	20	17.1	5 & 125	0.3 & 8.6	8353G053 ①	-	6.1/F	K316563	K238866
1	1 1/8	20	17.1	5 & 125	0.3 & 8.6	-	8353 056 ①	-	K200262	K238866
1 1/2	2	48	41.1	5 & 125	0.3 & 8.6	8353G059 ②	-	10.1/F	K316297	-
1 1/2	2	48	41.1	10 & 125	0.7 & 8.6	-	8353A064 ②	-	K276884	-
1 1/2	2	50	42.9	5 & 125	0.3 & 8.6	8353H054 ①	-	10.1/F	K322108	K238870
1 1/2	2	50	42.9	10 & 125	0.7 & 8.6	-	8353A057 ①	-	K276886	K238870

① HYT diaphragm. Maximum fluid temperature 150°F (66°C). For higher temperature, consult factory.

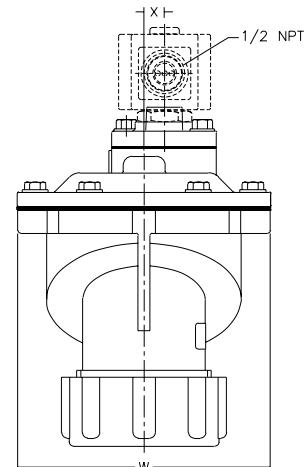
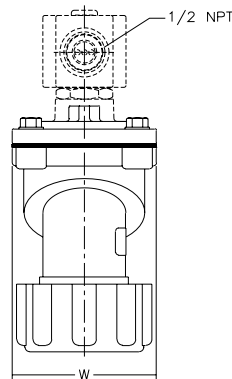
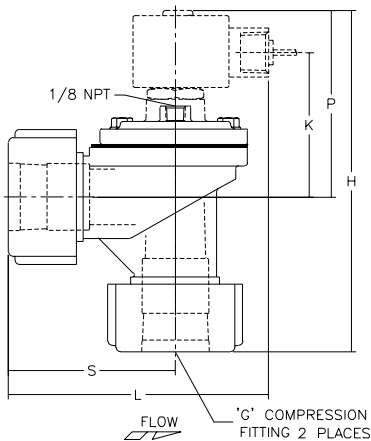
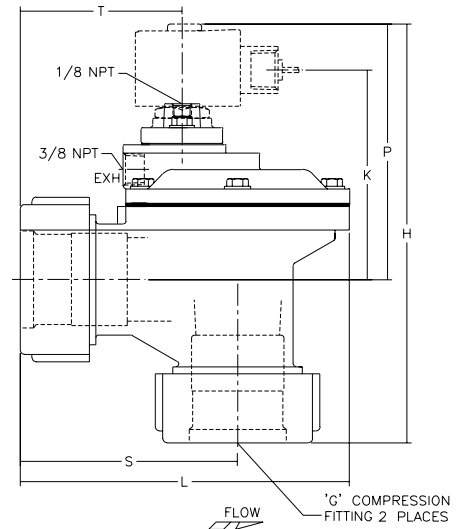
② NBR diaphragm, PA disc, Long-life construction. Maximum fluid temperature 185°F (85°C).

The rubber seal, retainer, and nut provide pressure sealing around the pipes. Inlet and blow pipes must be secured to prevent movement.

Dimensions inches (mm)

Cat. No.	"G" Compression Fitting								
		H	I	P	S	T	W	X	
8353G052	3/4	in	6.03	5.06	3.75	3.16	-	2.94	-
		mm	153.19	128.59	95.25	80.17	-	74.61	-
8353 055	3/4	in	4.09	4.63	1.78	3.16	-	2.94	-
		mm	103.98	117.48	45.24	80.17	-	74.61	-
8353G053	1	in	7.03	5.34	3.81	3.47	-	2.94	-
		mm	178.59	135.73	96.84	88.11	-	74.61	-
8353 056	1	in	5.06	4.94	1.88	3.47	-	2.94	-
		mm	128.59	125.41	47.63	88.11	-	74.61	-
8353H054	1 1/2	in	8.84	6.97	5.38	4.63	3.44	5.38	0.44
		mm	224.63	177.01	136.53	117.48	87.31	136.53	11.11
8353A057	1 1/2	in	7.19	6.97	3.75	4.63	3.44	5.38	0.44
		mm	182.56	177.01	95.25	117.48	87.31	136.53	11.11
8353G059	1 1/2	in	8.84	6.97	5.38	4.63	3.44	5.38	0.44
		mm	224.63	177.01	136.53	117.48	87.31	136.53	11.11
8353A064	1 1/2	in	7.19	6.97	3.75	4.63	3.44	5.38	0.44
		mm	182.56	177.01	95.25	117.48	87.31	136.53	11.11

Note: Integral Pilot shown dotted in.



1 1/2" pipe gasket kit for compression, 10 pack - K278426.

SPECIAL SERVICE VALVES