


Steel Door Contacts

1078/1076 Series



OVERVIEW

The Interlogix 1078 Series Steel Door contacts are designed specifically for use in the steel doors commonly found in commercial building applications. The unique housing design features a rugged unibody construction with flexible ribbed sides for quick, secure installation without gluing. The magnet housing isolates the magnet from the surrounding steel for maximum gap distances, both make and break. Over seven models including: Wide Gap, SPDT, DPDT, and Biased for High Security applications make the 1078 Series the most widely used and comprehensive line available.

On available models a terminal connection (T) makes installation easier. Simply strip the wire, insert it into the terminal block and tighten. The terminal accepts any wire size from 14 to 22 gauge, and has a unique one piece design for added strength.

An optional Rare Earth Magnet is available. It is designed for use in metal entry/exit doors with a channel in the top of the door. The magnet eliminates the need to cut a mounting hole in the door channel. The flexible magnet housing can be compressed to accommodate a variety of channel widths for quick, easy installation. Adhesive is recommended.

The contact contains a hermetically sealed magnetic reed switch. The reed shall be potted in the contact housing with a polyurethane based compound. Contact and magnet housing shall snap-lock into a 3/4" or 1" dia. hole. Housings shall be molded of flame retardant ABS plastic. Color of housings shall be off-white, gray or mahogany brown. The magnet shall be made of Alnico V. Rare Earth Magnet shall be made of neodymium iron boron.

Snap-lock insulation bushing for tight fit and maximum gap in steel. Both contact and magnet plastic housings are constructed of one piece of thick-walled ABS plastic for maximum strength and durability.

STANDARD FEATURES

- Fly leads and terminal options available
- Designed specifically for use in steel doors
- Special ribbed sides allow for easy installation
- Rugged unibody construction for maximum durability and reliability
- Terminal models available for easier installation
- Regular, Wide Gap, SPDT, DPDT, and High Security models available
- Rare Earth Magnet designed for steel door with top channel available

Steel Door Contacts

1078/1076 Series

Ordering Information

1076CH-N	Recessed Steel Door Contact w/Wire Leads, 3/4" Diameter, Higher Security, Biased for Higher Security Applications, Single Pole-Double Throw, White
1076C-M	Recessed Steel Door Contact w/Wire Leads, 3/4" Diameter, SPDT, 3/8" Gap Size, Single Pole-Double Throw, Brown
1076C-N	Recessed Steel Door Contact w/Wire Leads, 3/4" Diameter, SPDT, 3/8" Gap Size, Single Pole-Double Throw, White
1076CW-M	Recessed Steel Door Contact w/Wire Leads, 3/4" Diameter, Wide Gap, SPDT, 3/4" Gap Size, Single Pole-Double Throw, Brown
1076CW-N	Recessed Steel Door Contact w/Wire Leads, 3/4" Diameter, Wide Gap, SPDT, 3/4" Gap Size, Single Pole-Double Throw, White
1076D-G	Recessed Steel Door Contact w/Wire Leads, 1" Diameter, DPDT, 1/2" Gap Size, Double Pole-Double Throw, Gray
1076D-M	Recessed Steel Door Contact w/Wire Leads, 1" Diameter, DPDT, 1/2" Gap Size, Double Pole-Double Throw, Brown
1076D-N	Recessed Steel Door Contact w/Wire Leads, 1" Diameter, DPDT, 1/2" Gap Size, Double Pole-Double Throw, White
1076-G	Recessed Steel Door Contact w/Wire Leads, 1" Diameter, SPDT, 1/2" Gap Size, Single Pole-Double Throw, Gray
1076H-N	Recessed Steel Door Contact w/Wire Leads, 1" Diameter, High Security, SPDT, Biased for Higher Security, 1/2" Gap, Single Pole-Double Throw, White
1076-M	Recessed Steel Door Contact w/Wire Leads, 1" Diameter, SPDT, 1/2" Gap Size, Single Pole-Double Throw, Brown
1076-N	Recessed Steel Door Contact w/Wire Leads, 1" Diameter, SPDT, 1/2" Gap Size, Single Pole-Double Throw, White
1076W-M	Recessed Steel Door Contact w/Wire Leads, 1" Diameter, SPDT, Wide Gap, 1" Gap Size, Single Pole-Double Throw, Brown
1076W-N	Recessed Steel Door Contact w/Wire Leads, 1" Diameter, SPDT, Wide Gap, 1" Gap Size, Single Pole-Double Throw, White
1078C1-M	1078C w/1929 Magnet, Brown
1078C-G	Recessed Steel Door Contact w/Wire Leads, 3/4" Diameter, Closed Loop, 3/8" Gap Size, Gray
1078C-M	Recessed Steel Door Contact w/Wire Leads, 3/4" Diameter, Closed Loop, 3/8" Gap Size, Brown
1078C-N	Recessed Steel Door Contact w/Wire Leads, 3/4" Diameter, Closed Loop, 3/8" Gap Size, White
1078CT-M	Recessed Steel Door Terminal Contact, 3/4" Diameter, 7/8" Gap Size (3/8" in Steel), Brown
1078CT-N	Recessed Steel Door Terminal Contact, 3/4" Diameter, 7/8" Gap Size (3/8" in Steel), White
1078CTW-N	Recessed Steel Door Terminal Contact, 3/4" Diameter, Wide Gap, 2" Gap Size (3/4" in Steel), White
1078CW-G	Recessed Steel Door Contact w/Wire Leads, 3/4" Diameter, Closed Loop, Wide Gap, 3/4" Gap Size, Gray
1078CW-M	Recessed Steel Door Contact w/Wire Leads, 3/4" Diameter, Closed Loop, Wide Gap, 3/4" Gap Size, Brown
1078CW-N	Recessed Steel Door Contact w/Wire Leads, 3/4" Diameter, Closed Loop, Wide Gap, 3/4" Gap Size, White
1078-G	Recessed Steel Door Contact w/Wire Leads, 1" Diameter, 1/2" Gap Size, Closed Loop, Gray
1078-M	Recessed Steel Door Contact w/Wire Leads, 1" Diameter, 1/2" Gap Size, Closed Loop, Brown
1078-N	Recessed Steel Door Contact w/Wire Leads, 1" Diameter, 1/2" Gap Size, Closed Loop, White
1078W-G	Recessed Steel Door Contact w/Wire Leads, 1" Diameter, Wide Gap, 1" Gap Size, Closed Loop, Gray
1078W-M	Recessed Steel Door Contact w/Wire Leads, 1" Diameter, Wide Gap, 1" Gap Size, Closed Loop, Brown
1078W-N	Recessed Steel Door Contact w/Wire Leads, 1" Diameter, Wide Gap, 1" Gap Size, Closed Loop, White
1078WN-3.3K	Recessed Steel Door Contact w/Wire Leads, 1" Diameter, Wide Gap, 3.3K Ohm Resistor, 1" Gap Size, Closed Loop, White
R1078-M	Mini-Max Recessed Steel Door Contact w/Wire Leads, 1" Diameter, 1/2" Gap Size, Brown
R1078-N	Mini-Max Recessed Steel Door Contact w/Wire Leads, 1" Diameter, 1/2" Gap Size, White

Specifications

Form A: (R)1078, 1078W, 1078C, 1078CT, 1078CTW

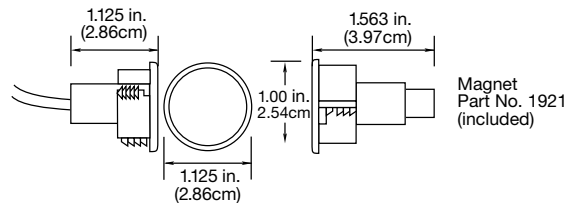
Voltage	100V AC/DC max.
Current	0.5 A max.
Power	7.5 W max.

Form C: 1076, 1076W, 1076D, 1076C(D), 1076CW, 1076CH

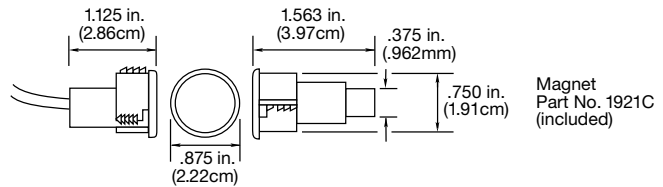
Voltage	30V AC/DC max.
Current	0.25 A max.
Power	3.0 W max.

Dimensional Diagram

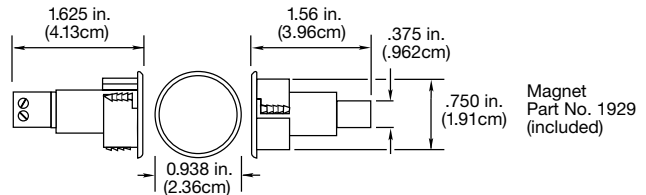
Models: (R)1078, 1078W, 1076, 1076W, 1076D



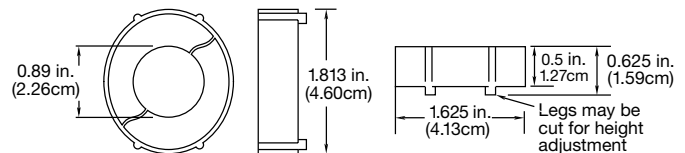
Models: 1078C, 1076C, 1076CW, 1076CH



Models: 1078CT, 1076CTW



Rare Earth Magnet



(R) prefix indicates Rare Earth Magnet

Protected by U.S. Patent 5,844,458.

