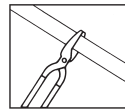
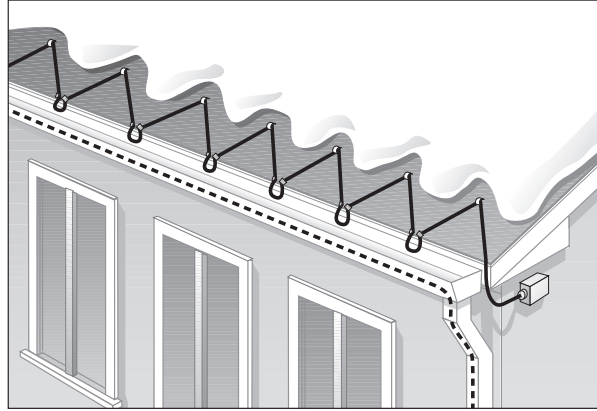


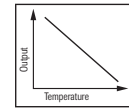


SRF-RG Self-Regulating Roof & Gutter

- Roof and Gutter De-Icing
- Fast, Easy Installation
- Cut to Length
- UL Listed
- CSA Certified
- Approximate Size 3/8"W x 1/8"H
- Minimum Bend Radius 1-1/8"



Cut to Length
in Field



Self Regulating
Output

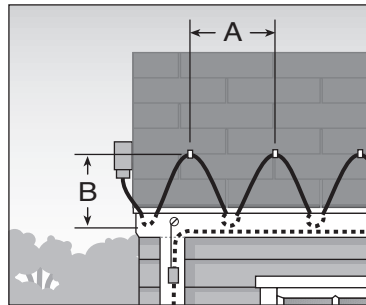
Description

Chromalox SRF-RG self-regulating heating cable provides reliable freeze protection of roofs and gutters. Because SRF-RG is self-regulating, it automatically adjusts to the appropriate heat output as ambient conditions change, making it both energy efficient and cost effective. The protective waterproof outer jacket is suitable for wet applications in downspouts and roof drains.

Likewise, it is easy to apply SRF-RG following the provided instruction sheets and utilizing the required accessory kits. It can be cut-to-length and overlapped. Simply trace the gutter or roof and energize the cable when precipitation is expected. From that point on, SRF-RG will rapidly increase its output when in contact with snow or ice, providing maximum melting power. When the roof and gutters are clear of snow and ice, the SRF-RG cable will regulate its output and save energy.

Applications

1. To calculate the amount of cable needed, multiply roof edge length to be heat traced by the spacing factor. The spacing factor (feet of cable required per foot of roof edge) is determined by the roof overhang, heating width (A) and heating height (B):
3. Determine how many circuits are required. Divide the total length of cable by the maximum circuit length (see specifications, next page). Round that number up (for example, 2.1 to 3) to get the total number of circuits.



2. Add the total gutter length and the total downspout length to the figure calculated in step 1 to get the total length of cable required.

WARNING — A ground fault protection device is required by NEC to minimize the danger of fire if the heating cable is damaged or improperly installed. A minimum trip level of 30mA is recommended to minimize nuisance tripping.

Roof Overhang (In.)	Heating Width A (Ft.)	Heating Height B (In.)	Spacing Factor
12	2	18	2
24	2	30	3
36	2	42	4

For larger roof overhang, determine cable required by using equation below:

$$\text{Spacing factor} = \sqrt{B^2 + A^2}$$

FREEZE PROTECTION

Heating Cable

SRF-RG

Self-Regulating Roof & Gutter *(cont'd.)*

Specifications

Buss Wire	16 AWG, Nickel-Coated Copper
Ground Braid	Tinned Copper Braid Under Jacket
Outer Jacket	RG = UV Stabilized Polyolefin Weatherproof Jacket RGT = Teflon
Environmental Use	Use only in Ordinary Areas, 150°F Max. Exposure Temperature
Output Wattage	12 W/Ft. in Snow or Ice @ 32°F
Service Voltage	SRF 5-1RG 120 Vac SRF 5-2RG 208 - 277 Vac SRF 5-1RGT 120 Vac SRF 5-2RGT 208 - 277 Vac

Maximum Circuit Length (Ft.)

Start Up	120 Vac			208 - 277 Vac		
	15A	20A	30A	15A	20A	30A
40°F	185	230	270	375	450	540
0°F	135	180	270	270	360	540

Ordering Information

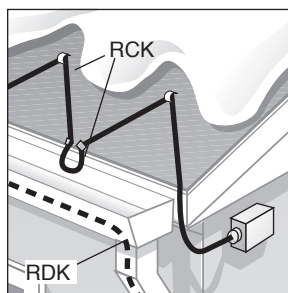
Product	Use	Model	Stock	PCN	Wt./1000' (Lbs.)
Cable					
120V	Cable with braid and UV stabilized polyolefin jacket	SRF 5-1RG	S	386329	64
208 - 277V	Cable with braid and UV stabilized polyolefin jacket	SRF 5-2RG	S	386337	64
120V	Cable with braid and Teflon stabilized polyolefin jacket	SRF 5-1RGT	S	392331	66
208 - 277V	Cable with braid and Teflon stabilized polyolefin jacket	SRF 5-2RGT	S	392340	66
Accessories					
Power Connection Kit	Power termination into junction box with 1 end seal and 2 "Warning-Electric Traced" adhesive labels	RG-PK-1	S	386206	1
Splice Kit	Materials for 1 splice of cable	RG-SK-1	S	386214	1
End Seal Kit	Materials for 1 cable end termination	RG-EK-1	S	386257	1
Roof Clips	To attach cable to standard roofing material, 10 per kit	RCK-1	S	340179	1
Downspout Hangers	To support cable in gutter downspout, 1 pack per carton	RDK-1	S	340160	1
Aluminum Tape	Aluminum foil installation tape with pressure sensitive adhesive, 180 ft. roll. Used to secure cable placement in gutters.	AT-1	S	383355	1
Note — Cables are UL Listed for Snow Melting and De-Icing Equipment. See ETI Catalog pages for control options GIT-4, GIT 3-A and APS 4C					

Roof & Gutter Accessories



RG-PK-1 (386206) Power Connection Kit

Power termination into junction box with one end seal and two "Warning-Electric Traced" labels



RCK-1 & RDK-1 Mounting Kits

RCK-1 (340179)
Roof clips (10) to attach cable

RDK-1 (340160)
Downspout hangers (1) to suspend cable in downspout



RG-SK-1 (386214) Splice Kit

Materials to make one splice connection. Special weatherproof sleeving to insure trouble-free operation



RG-EK-1 (386257) End Seal Kit

Seals cable at end termination