

OVERVIEW

MOTOR SPECIFICATIONS

LINEAR SYSTEMS

CONNECTIVITY

PERIPHERALS

IP 65 MODELS & CONNECTIVITY


POWER SUPPLIES & SHUNTS

GEAR HEADS

SOFTWARE

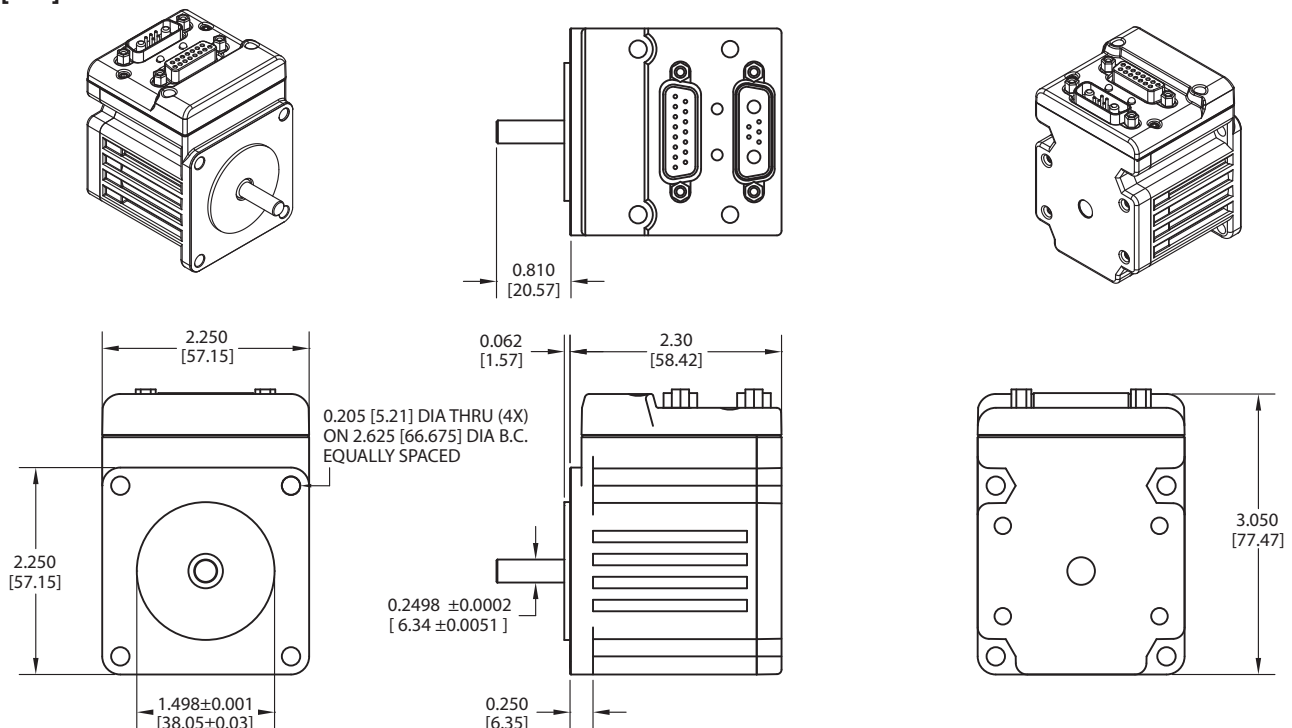
APPENDIX

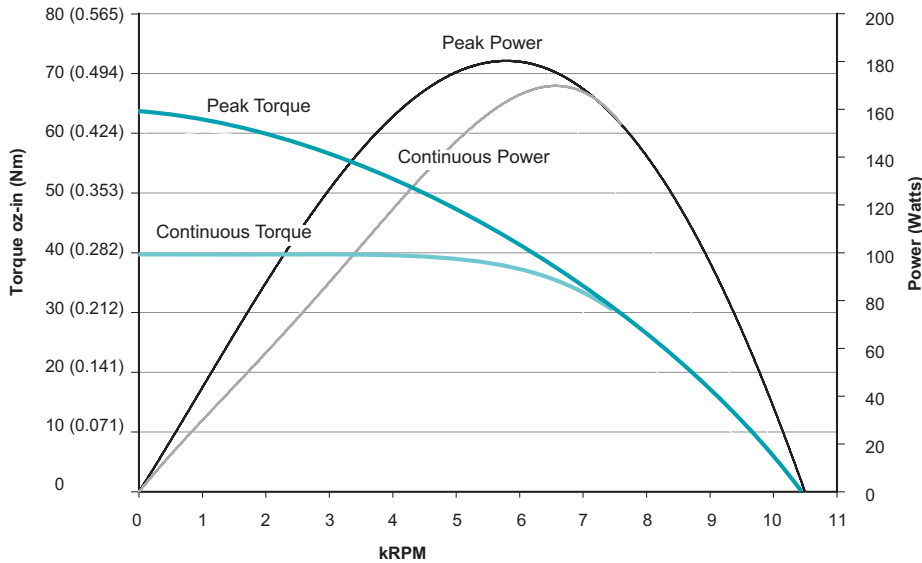
SM23165D		
Continuous Torque	2.50	in-lb
	40	oz-in
	0.28	N-m
Peak Torque	4.00	in-lb
	64	oz-in
	0.45	N-m
Nominal Continuous Power	181	Watt
No Load Speed	10,400	RPM
Continuous Current @ Nominal Power	5.0	Amps
Voltage Constant	4.45	V/kRPM
Winding Resistance	1.0	ohms
Encoder Resolution	4,000	Counts/Rev
Rotor Inertia	0.00099	oz-in-sec ²
	0.699	10 ⁻⁵ Kg-m ²
Weight	1.0	lb
	0.45	kg
Shaft Diameter	0.250	in
	6.35	mm
Shaft, Radial Load	7	lb
	3.18	kg
Shaft, Axial Thrust Load	3	lb
	1.36	kg
DeviceNet Available	Yes	
ProfiBus Available	Yes	
CANopen Available	Yes	



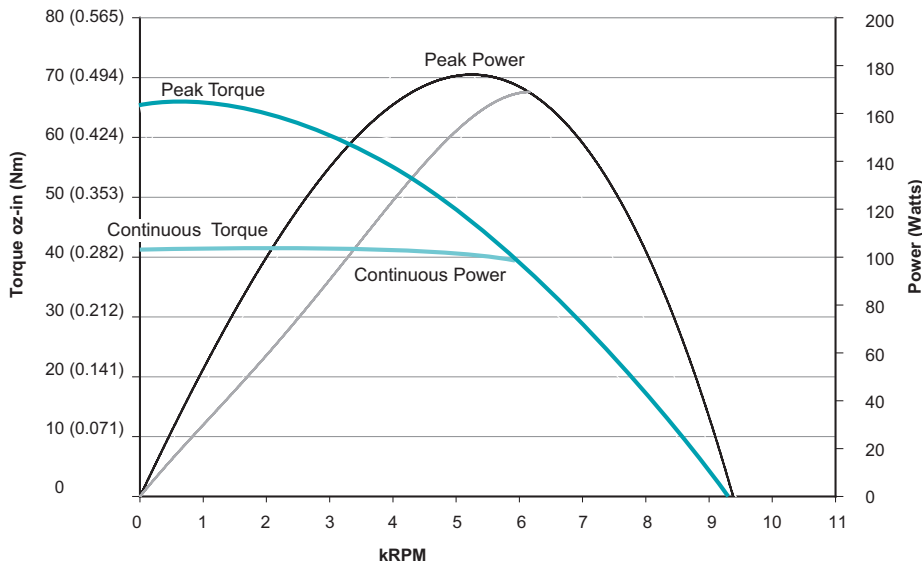
Animatics SmartMotor™ SM23165D (No Options) CAD Drawing

in [mm]

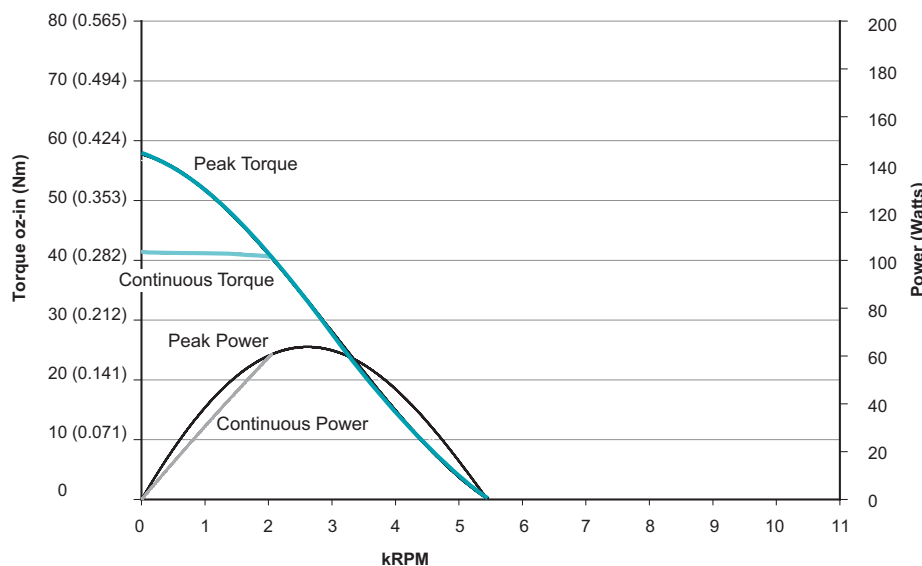




**SM23165D
at 48 VDC
at rise to 85°C**



**SM23165D
at 42 VDC
at rise to 85°C**



**SM23165D
at 24 VDC
at rise to 85°C**

All Torque curves based on 25°C ambient.
Motors were operated in Trap-Commutation Mode.
Please consult factory for Sine-Commutation Torque Curves.